



KHSAA District Basketball Tournament Financial Report

(return one copy to KHSAA by published deadlines. File separate reports if Girls and Boys Tournaments are held separately)

KHSAA Form BK105
Rev 01/06

District # 1 Boys Girls Combined Held at HICKMAN COUNTY Dates Feb. 25-29, 2008

Part A	REVENUE ITEMS	Price(s)	Receipts	Totals
	Ticket Sales	4.00	8,070.00	
	Broadcasting			
	Sponsorship			
	TOTAL REVENUE (1)			8,070.00
Part B	EXPENSE ITEMS		Expenses	
	Game Officials		1,080.00	
	Trophies		399.92	
	Travel for Participating Teams			
	Other Itemized Expenses approved by majority vote of schools in tournament (provide separate listing or list on back of this form)		2,295.44	
	TOTAL EXPENSES (2)			3,775.36
Part C	Net Profit (Part A (1) minus Part B (2) total)			4,292.64
Part D	Allowance to Host School - Maximum 15% for rental and incidental expenses unless otherwise approved by majority vote		644.20	
Part E	Profit Subject to Division by Schools (Part C minus Part D)			3,650.00

LIST BELOW INDIVIDUAL AMOUNTS FOR DISTRICT TOURNAMENT NET PROFITS FROM PART E ABOVE, NOT INCLUDING TRAVEL EXPENSES

School	Amount	School	Amount
Fulton City	912.61		
Fulton County	912.61		
Carlisle County	912.61		
Hickman County	912.61		

PAID ATTENDANCE BY SESSIONS (Tickets Sold NOT money received)

BOYS			GIRLS			COMBINED		
Session	Paid		Session	Paid		Session	Paid	
1						1	2,280.00	
2						2	2,636.00	
3						3	1,203.00	
4						4	1,951.00	
5								
6								
7								
Total			Total			Total	8,070.00	

**** NOTE ** IF ANY OTHER PLAN FOR THE DIVISION OF TOURNAMENT RECEIPTS IS USED, A MAJORITY VOTE OF THE PARTICIPATING SCHOOLS MUST BE OBTAINED, DOCUMENTED, AND SENT TO THE KHSAA.**

Henry Edwards
MANAGER

Hickman County High School
SCHOOL

270-653-4044
DAYTIME PHONE

FIRST DISTRICT BASKETBALL TOURNAMENT
HICKMAN COUNTY HIGH SCHOOL
FEB. 25, 26, 28, 29, 2008

ITEMIZED EXPENSES

Tournament Manager	200.00
Assistant Manager	150.00
Time Keeper (boys & girls)	90.00
Gate workers	240.00
Cheerleader judges & trophies	519.00
Tournament meeting/meal at Grogan's	183.62
Security	120.00
Basketballs & nets	95.60
Tickets	25.00
Custodians	279.45
All District Trophies	270.00
Game trophies	129.92
Hospitality Room	392.77
Officials	<u>1,080.00</u>

Total Expenses 3,775.36

Ticket Sales

Session I + Chairs	2,280.00
Session II	2,636.00
Session III	1,203.00
Session IV	<u>1,951.00</u>

Total ticket sales 8,070.00

Total Ticket Sales 8,070.00
Total Expenses -3,775.36

Total 4,294.64
15% host school - 644.20

Total 3,650.44

Each School's Share:

Fulton City	912.61
Fulton County	912.61
Carlisle County	912.61
Hickman County	912.61



KHSAA District Basketball Tournament Financial Report
 (return one copy to KHSAA by published deadlines. File separate reports if Girls and Boys
 Tournaments are held separately)

KHSAA Form BK105
Rev 01/06

District # 2 Boys _____ Girls _____ Combined x Held at Paducah Tilghman High School Dates 2/25-2/29 2008

Part A	REVENUE ITEMS	Price(s)	Receipts	Totals
	Ticket Sales		15564.00	
	Broadcasting			
	Sponsorship			
	TOTAL REVENUE (1)			15564.00
Part B	EXPENSE ITEMS		Expenses	
	Game Officials		1080.00	
	Trophies		338.77	
	Travel for Participating Teams			
	Other Itemized Expenses approved by majority vote of schools in tournament (provide separate listing or list on back of this form)		3795.80	
	TOTAL EXPENSES (2)			5214.57
Part C	Net Profit (Part A (1) minus Part B (2) total)			10349.43
Part D	Allowance to Host School - Maximum 15% for rental and incidental expenses unless otherwise approved by majority vote		1552.41	
Part E	Profit Subject to Division by Schools (Part C minus Part D)			8797.02

LIST BELOW INDIVIDUAL AMOUNTS FOR DISTRICT TOURNAMENT NET PROFITS FROM PART E ABOVE, NOT INCLUDING TRAVEL EXPENSES

School	Amount	School	Amount
Reidland High School	2199.25		
Heath High School	2199.25		
Lone Oak High School	2199.25		
Paducah Tilghman High School	2199.25		

PAID ATTENDANCE BY SESSIONS (Tickets Sold NOT money received)

BOYS			GIRLS			COMBINED		
Session	Paid		Session	Paid		Session	Paid	
1								
2								
3								
4								
5								
6								
7								
Total			Total			Total		

**** NOTE ** IF ANY OTHER PLAN FOR THE DIVISION OF TOURNAMENT RECEIPTS IS USED, A MAJORITY VOTE OF THE PARTICIPATING SCHOOLS MUST BE OBTAINED, DOCUMENTED, AND SENT TO THE KHSAA.**

 MANAGER

Paducah Tilghman High School

 SCHOOL

270-444-5650

 DAYTIME PHONE

ITEMIZED EXPENSES/ DISTRICT TOURNAMENT 2008

Basketballs	\$ 95.60
Security	\$ 792.00
Hospitality	\$ 538.20
Workers	\$ 950.00
Announcer	\$ 160.00
Clock	\$ 160.00
Scorekeeper	\$ 160.00
Tournament Mgr.	\$ 400.00
Custodial	\$ 540.00
	\$ 3,795.80



KHSAA District Basketball Tournament Financial Report
 (return one copy to KHSAA by published deadlines. File separate reports if Girls and Boys
 Tournaments are held separately)

KHSAA Form BK106
Rev 01/06

District # 3 Boys Girls Combined x Held at Graves County High School Dates 2/25-2/28, 2008

Part A	REVENUE ITEMS	Price(s)	Receipts	Totals
	Ticket Sales Chairs - \$6; Gen. Adm. - \$5; Band - \$2	\$6;\$5;\$2	\$16,956.00	
	Broadcasting			
	Sponsorship			
	TOTAL REVENUE (1)			\$16,966.00
Part B	EXPENSE ITEMS		Expenses	
	Game Officials		\$1,080.00	
	Trophies (All Tourney - \$154; Runners-up - \$131.72)		\$ 285.72	
	Travel for Participating Teams		- 0 -	
	Other Itemized Expenses approved by majority vote of schools in tournament (provide separate listing or list on back of this form)		\$2,989.79	
	TOTAL EXPENSES (2)			\$ 4,355.51
Part C	Net Profit (Part A (1) minus Part B (2) total)			\$12,610.49
Part D	Allowance to Host School - Maximum 15% for rental and incidental expenses unless otherwise approved by majority vote		\$ 1,891.57	
Part E	Profit Subject to Division by Schools (Part C minus Part D)			\$10,718.92

LIST BELOW INDIVIDUAL AMOUNTS FOR DISTRICT TOURNAMENT NET PROFITS FROM PART E ABOVE, NOT INCLUDING TRAVEL EXPENSES

School	Amount	School	Amount
Ballard Memorial	\$2,679.73		
Graves County	\$2,679.73		
Mayfield	\$2,679.73		
St. Mary	\$2,679.73		

PAID ATTENDANCE BY SESSIONS (Tickets Sold NOT money received)

BOYS			GIRLS			COMBINED	
Session	Paid		Session	Paid		Session	Paid
1						1	702
2						2	1048
3						3	1630
4							
5							
6							
7							
Total			Total			Total	3380

**** NOTE ** IF ANY OTHER PLAN FOR THE DIVISION OF TOURNAMENT RECEIPTS IS USED, A MAJORITY VOTE OF THE PARTICIPATING SCHOOLS MUST BE OBTAINED, DOCUMENTED, AND SENT TO THE KHSAA.**

Ronald B. May

 MANAGER

Graves County High School
 SCHOOL

(270)328-4884
 DAYTIME PHONE

**2008 3rd District Basketball Tournament
Itemized Revenues**

Date	Revenue Source	Number	Price	Total
2/25/2008	General Admission	395	5.00	\$1,975.00
	Chair Seats	85	6.00	\$510.00
	Chair Pre-Sales	126	6.00	\$756.00
	Bands	<u>96</u>	2.00	<u>\$192.00</u>
	Night Totals	702		\$3,433.00
2/26/2008	General Admission	611	5.00	\$3,055.00
	Chair Seats	112	6.00	\$672.00
	Chair Pre-Sales	229	6.00	\$1,374.00
	Bands	<u>96</u>	2.00	<u>\$192.00</u>
	Night Totals	1048		\$5,293.00
2/28/2008	General Admission	1057	5.00	\$5,285.00
	Chair Seats	187	6.00	\$1,122.00
	Chair Pre-Sales	260	6.00	\$1,560.00
	Gen. Admission Pre-Sales	7	5.00	\$35.00
	Bands	119	2.00	\$238.00
	Night Totals	1630		\$8,240.00
	Tournament Totals	3380		\$16,966.00

**2008 3rd District Basketball Tournament
Miscellaneous Expenses**

Expense	Amount
Gateworkers	\$425.00
Security	\$400.00
Custodial Clean-up	\$375.00
Parking Attendants	\$300.00
Tournament Managers	\$350.00
Official Scorer	\$90.00
Official Timers (2)	\$180.00
Announcer	\$90.00
District Meeting Meal	\$139.97
Balls & Nets	\$95.60
Tickets	\$35.00
Hospitality Room	\$509.22
Total Expense	\$2,989.79



KHSAA District Basketball Tournament Financial Report
 (return one copy to KHSAA by published deadlines. File separate reports if Girls and Boys
 Tournaments are held separately)

KHSAA Form BK105
Rev 01/06

District # 4 Boys Girls Combined X Held at Marshall Co. High School Feb. 26, 27, 28

Part A	REVENUE ITEMS	Price(s)	Receipts	Totals
	Ticket Sales/ Chair Seats \$5.00/Students \$3.00 & Adults \$5.00	\$5 & \$3	\$17,000.00	
	Broadcasting		-0-	
	Sponsorship		-0-	
	TOTAL REVENUE (1)			\$17,000.00
Part B	EXPENSE ITEMS		Expenses	
	Game Officials		\$1,080.00	
	Trophies		\$ 131.72	
	Travel for Participating Teams			
	Other Itemized Expenses approved by majority vote of schools in tournament (provide separate listing or list on back of this form) Workers/Security/Supervision All Schools		\$1690.00	
	TOTAL EXPENSES (2)			\$2,901.72
Part C	Net Profit (Part A (1) minus Part B (2) total)			\$14,098.28
Part D	Allowance to Host School - Maximum 15% for rental and incidental expenses unless otherwise approved by majority vote		\$2,094.74	
Part E	Profit Subject to Division by Schools (Part C minus Part D)			\$12,003.54

LIST BELOW INDIVIDUAL AMOUNTS FOR DISTRICT TOURNAMENT NET PROFITS FROM PART E ABOVE, NOT INCLUDING TRAVEL EXPENSES

School	Amount	School	Amount
Murray High School	\$3,000.89		
Calloway Co. High School	\$3,000.89		
Community Christian Academy	\$3,000.89		
Marshall Co. High School	\$3,000.87		

PAID ATTENDANCE BY SESSIONS (Tickets Sold NOT money received)

BOYS			GIRLS			COMBINED	
Session	Paid		Session	Paid		Session	Paid
1						Students 274	Adults 254
2						Students 388	Adults 374
3						Students 553	Adults 604
4						Total 1215	Total 1232
5							
6						Chairseats	\$7,195.00
7						Tickets	\$9,805.00
Total			Total			Total	\$17,000.00

**** NOTE ** IF ANY OTHER PLAN FOR THE DIVISION OF TOURNAMENT RECEIPTS IS USED, A MAJORITY VOTE OF THE PARTICIPATING SCHOOLS MUST BE OBTAINED, DOCUMENTED, AND SENT TO THE KHSAA.**

Steve Woodward
MANAGER

Marshall County
SCHOOL

270-527-6714
DAYTIME PHONE



KHSAA District Basketball Tournament Financial Report
 (return one copy to KHSAA by published deadlines. File separate reports if Girls and Boys
 Tournaments are held separately)

MAR 14 2008
 KHSAA Form BK105
 Rev 01/06

District # 5 Boys Girls Combined Held at Lyon County Dates 2/26-3/1

Part A	REVENUE ITEMS	Price(s)	Receipts	Totals
	Ticket Sales	\$5.00	\$12,620.00	
	Broadcasting			
	Sponsorship			
	TOTAL REVENUE (1)			\$12,620.00
Part B	EXPENSE ITEMS		Expenses	
	Game Officials		\$1230.00	
	Trophies: Runner-up, district plaques, Medalions		\$582.72	
	game balls		\$88.00	
	Other Itemized Expenses approved by majority vote of schools in tournament (provide separate listing or list on back of this form) Workers/hospitality		\$1360.00	
	TOTAL EXPENSES (2)			\$3,260.72
Part C	Net Profit (Part A (1) minus Part B (2) total)			\$9,359.28
Part D	Allowance to Host School - Maximum 15% for rental and incidental expenses unless otherwise approved by majority vote		\$1,403.89	
Part E	Profit Subject to Division by Schools (Part C minus Part D)			\$7,955.39

LIST BELOW INDIVIDUAL AMOUNTS FOR DISTRICT TOURNAMENT NET PROFITS FROM PART E ABOVE, NOT INCLUDING TRAVEL EXPENSES

School	Amount	School	Amount
Crittenden Co.	\$1,903.54		
Livingston Central	\$1,853.63		
Lyon Co.	\$1,857.72		
Trigg Co.	\$1,852.71		

PAID ATTENDANCE BY SESSIONS (Tickets Sold NOT money received)

BOYS			GIRLS			COMBINED		
Session	Paid		Session	Paid		Session	Paid	
1	889			453				
2	647			535				
3								
4								
5								
6								
7								
Total	1536		Total	988		Total	2524	

**** NOTE ** IF ANY OTHER PLAN FOR THE DIVISION OF TOURNAMENT RECEIPTS IS USED, A MAJORITY VOTE OF THE PARTICIPATING SCHOOLS MUST BE OBTAINED, DOCUMENTED, AND SENT TO THE KHSAA.**

Jeff Doom
 MANAGER

Lyon County High School
 SCHOOL

270-388-9715 ext. 107
 DAYTIME PHONE

2008 5th District Boys/Girls Basketball Tournament Financial Report

Expenses:

\$ 500.00 – Tournament Director
\$ 582.72 – District Trophies/All District Plaques/Medalions
\$ 88.00 – Boy/Girl Game Balls
\$ 200.00 – Hospitality Room
\$1,230.00 – Officials
\$ 360.00 – Gate Workers
\$ 120.00 – Score Keeper
\$ 120.00 – Timer
\$ 60.00 – PA
\$ 3,260.72 – Total Tournament Expenses

2-26-08 - \$2,265.00 – Tickets sold (453 X \$5.00)
2-28-08 - \$4,445.00 – Tickets sold (889 X \$5.00)
2-29-08 - \$2,675.00 – Tickets sold (535 X \$5.00)
3-1-08 - \$3,235.00 – Tickets sold (647 X \$5.00)
Total - \$12,620.00 – 2524 Total Tickets sold

\$12,620.00 – Total Receipts (2524 Tickets)
- \$3,260.72 – Total Tournament Expenses
\$9,359.28

\$1,403.89 – 15% to host school

\$7,955.39 – Total Profit to be shared.

\$1,988.85 – Crittenden County
- \$85.31 – Less Planning Meal
\$1,903.54 – Net Share

\$1,988.85 – Livingston Central
- \$135.22 – Less Planning Meal
\$1,853.63 – Net Share

\$1,988.84 – Lyon County
- \$131.12 – Less Planning Meal
\$1,857.72 – Net Share

\$1,988.85 – Trigg County
- \$136.14 – Less Planning Meal
\$1,852.71 – Net Share



KHSAA District Basketball Tournament Financial Report
 (return one copy to KHSAA by published deadlines. File separate reports if Girls and Boys
 Tournaments are held separately)

KHSAA Form BK105
Rev 01/06

District # 6 Boys Girls Combined X Held at Webster County HS Dates 2/25-
2/29/08

Part A	REVENUE ITEMS	Price(s)	Receipts	Totals
	Ticket Sales	\$5	\$12,569.25	
	Broadcasting		-0-	
	Sponsorship		-0-	
	TOTAL REVENUE (1)			\$12,569.25
Part B	EXPENSE ITEMS		Expenses	
	Game Officials		\$820.50	
	Trophies		\$130.70	
	Travel for Participating Teams		N/A	
	Other Itemized Expenses approved by majority vote of schools in tournament (provide separate listing or list on back of this form)		\$3052.48	
	TOTAL EXPENSES (2)			\$4003.68
Part C	Net Profit (Part A (1) minus Part B (2) total)			\$8565.57
Part D	Allowance to Host School - Maximum 15% for rental and incidental expenses unless otherwise approved by majority vote			N/A
Part E	Profit Subject to Division by Schools (Part C minus Part D)			\$8565.57

LIST BELOW INDIVIDUAL AMOUNTS FOR DISTRICT TOURNAMENT NET PROFITS FROM PART E ABOVE, NOT INCLUDING TRAVEL EXPENSES

School	Amount	School	Amount
Henderson County	\$2855.19		
Union County	\$2855.19		
Webster County	\$2855.19		

PAID ATTENDANCE BY SESSIONS (Tickets Sold NOT money received)

BOYS			GIRLS			COMBINED		
Session	Paid		Session	Paid		Session	Paid	
1				465			465	
2	512						512	
3				741			741	
4	795						795	
5								
6								
7								
Total	1307		Total	1206		Total	2513	

**** NOTE ** IF ANY OTHER PLAN FOR THE DIVISION OF TOURNAMENT RECEIPTS IS USED, A MAJORITY VOTE OF THE PARTICIPATING SCHOOLS MUST BE OBTAINED, DOCUMENTED, AND SENT TO THE KHSAA.**

David Rupsch
MANAGER

DRR

Webster County HS
SCHOOL

270-639-3405
DAYTIME PHONE

6TH DISTRICT ITEMIZED EXPENSES

CHEER JUDGES	\$268
TROPHIES	\$413.50
TOURNAMENT MANAGER	\$200
PARKING-FFA	\$200
GATE WORKERS-SOCCER	\$250
SCOREKEEPER	\$100
CLOCK KEEPER	\$100
SECURITY	\$480
STUDENT HOSPITALITY	\$290.98
HOSPITALITY ROOM	\$750
TOTAL EXPENSES	\$3,052.48



KHSAA District Basketball Tournament Financial Report
 (return one copy to KHSAA by published deadlines. File separate reports if Girls and Boys Tournaments are held separately)

KHSAA Form BK105
 Rev 01/05

District # 7 Boys Girls Combined Held at Madisonville Dates Feb. 25, 26, 28

Part A	REVENUE ITEMS	Price(s)	Receipts	Totals
	Ticket Sales	5.00	11,166.00	
	Broadcasting			
	Sponsorship			11,166.00
	TOTAL REVENUE (1)			
Part B	EXPENSE ITEMS		Expenses	
	Game Officials		1194.00	
	Trophies		129.52	
	Travel for Participating Teams			
	Other Itemized Expenses approved in advance by majority vote of schools in tournament (provide separate listing or list on back of this form)		2980.64	
	TOTAL EXPENSES (2)			4309.16
Part C	Net Profit (Part A (1) minus Part B (2) total)			6863.84
Part D	Allowance to Host School - Maximum 15% for rental and incidental expenses unless otherwise approved by majority vote			
Part E	Profit Subject to Division by Schools (Part C minus Part D)			6863.84

LIST BELOW INDIVIDUAL AMOUNTS FOR DISTRICT TOURNAMENT NET PROFITS FROM PART E ABOVE, NOT INCLUDING TRAVEL EXPENSES

School	Amount	School	Amount
Caldwell Co	1715.96		
Central	1715.96		
Dawson Springs	1715.96		
North Hopkins	1715.96		

PAID ATTENDANCE BY SESSIONS (Tickets Sold NOT money received)

BOYS		GIRLS		COMBINED	
Session	Paid	Session	Paid	Session	Paid
1	1236				
2	359				
3	1238				
4					
5					
6					
7					
Total		Total		Total	

**** NOTE ** IF ANY OTHER PLAN FOR THE DIVISION OF TOURNAMENT RECEIPTS IS USED, A MAJORITY VOTE OF THE PARTICIPATING SCHOOLS MUST BE OBTAINED, DOCUMENTED, AND SENT TO THE KHSAA.**

J. Travis
 MANAGER

Madisonville North Hopkins
 SCHOOL

(270) 825-6017
 DAYTIME PHONE

DISTRICT TOURNAMENT EXPENSES.....	\$2980.64
MANAGER.....	\$300.00
SELLERS/TAKERS.....	720.00
SCORER.....	90.00
TIMER.....	90.00
PA ANNOUNCER.....	90.00
HOSPITALITY ROOM.....	300.00
CUSTODIAL/PARKERS.....	450.00
SECURITY.....	250.00
SECRETARY.....	150.00
PASSES.....	45.00
PLAQUES/MEDALS.....	433.00
ADMINISTRATIVE MEETING.....	47.64
NETS.....	15.00



KHSAA District Basketball Tournament Financial Report
 (return one copy to KHSAA by published deadlines. File separate reports if Girls and Boys Tournaments are held separately)

KHSAA Form BK105
Rev 01/06

District # 8 Boys Girls Combined Held at Hopkinsville High Dates 2/25/08 - 2/29/08

Part A	REVENUE ITEMS	Price(s)	Receipts	Totals
	Ticket Sales	\$6.00	\$ 18523.00	
	Broadcasting		-	
	Sponsorship		-	
	TOTAL REVENUE (1)			\$ 18523.00
Part B	EXPENSE ITEMS		Expenses	
	Game Officials		\$ 1263.00	
	Trophies		\$ 402.52	
	Travel for Participating Teams		-	
	Other Itemized Expenses approved by majority vote of schools in tournament (provide separate listing or list on back of this form)		\$ 3500.00	
	TOTAL EXPENSES (2)			\$ 5165.52
Part C	Net Profit (Part A (1) minus Part B (2) total)			\$ 13357.48
Part D	Allowance to Host School - Maximum 15% for rental and incidental expenses unless otherwise approved by majority vote		\$ 2778.45	
Part E	Profit Subject to Division by Schools (Part C minus Part D)			\$ 10579.03

LIST BELOW INDIVIDUAL AMOUNTS FOR DISTRICT TOURNAMENT NET PROFITS FROM PART E ABOVE, NOT INCLUDING TRAVEL EXPENSES

School	Amount	School	Amount
Christian Co. High	\$ 2644.76		
Ft. Campbell High	\$ 2644.76		
University Heights	\$ 2644.76		
Hopkinsville High	\$ 2644.75		

PAID ATTENDANCE BY SESSIONS (Tickets Sold NOT money received)

BOYS			GIRLS		COMBINED	
Session	Paid		Session	Paid	Session	Paid
1	1305		1.	272		
2	1313		2.	196		
3						
4						
5						
6						
7						
Total	2618		Total	468	Total	

**** NOTE ** IF ANY OTHER PLAN FOR THE DIVISION OF TOURNAMENT RECEIPTS IS USED, A MAJORITY VOTE OF THE PARTICIPATING SCHOOLS MUST BE OBTAINED, DOCUMENTED, AND SENT TO THE KHSAA.**

James S. Simmons
MANAGER

Hopkinsville High School
SCHOOL

270-887-7118
DAYTIME PHONE

Expenses :

Hospitality room:	\$ 200
Manager	150
Parking	200
Official Timer	120
Official Scorer	120
Announcer	120
Ticket sellers	360
Ticket Takers	270
Security	<u>1960</u>
	\$ 3500



KHSAA District Basketball Tournament Financial Report
 (return one copy to KHSAA by published deadlines. File separate reports if Girls and Boys
 Tournaments are held separately)

KHSAA Form BK105
Rev 01/06

District # 9 Boys Girls Combined Held at Daviess Co. H.S. Dates 2/25 - 2/28

Part A	REVENUE ITEMS	Price(s)	Receipts	Totals
	Ticket Sales		6,698.00	
	Broadcasting		—	
	Sponsorship		—	
	TOTAL REVENUE (1)			6,698.00
Part B	EXPENSE ITEMS		Expenses	
	Game Officials		576.00	
	Trophies		186.00	
	Travel for Participating Teams		—	
	Other Itemized Expenses approved by majority vote of schools in tournament (provide separate listing or list on back of this form)		1301.00	
	TOTAL EXPENSES (2)			2063.00
Part C	Net Profit (Part A (1) minus Part B (2) total)			4635.00
Part D	Allowance to Host School - Maximum 15% for rental and incidental expenses unless otherwise approved by majority vote		\$ 695.00	
Part E	Profit Subject to Division by Schools (Part C minus Part D)			3940.00

LIST BELOW INDIVIDUAL AMOUNTS FOR DISTRICT TOURNAMENT NET PROFITS FROM PART E ABOVE, NOT INCLUDING TRAVEL EXPENSES

School	Amount	School	Amount
DCHS	1680		
APOLLO	985		
OWENSBORO	985		
OWENSBORO CATH.	985		

PAID ATTENDANCE BY SESSIONS (Tickets Sold NOT money received)

BOYS		GIRLS		COMBINED	
Session	Paid	Session	Paid	Session	Paid
1		2/25	3611		
2		2/28	3087		
3					
4					
5					
6					
7					
Total		Total	6698	Total	

**** NOTE ** IF ANY OTHER PLAN FOR THE DIVISION OF TOURNAMENT RECEIPTS IS USED, A MAJORITY VOTE OF THE PARTICIPATING SCHOOLS MUST BE OBTAINED, DOCUMENTED, AND SENT TO THE KHSAA.**

Gary Bartlett
MANAGER

Daviess Co. H.S.
SCHOOL

270-852-7300
DAYTIME PHONE

Gary Bartlett

Receipts:

2/25 \$3,611.00

2/28 3,087.00
\$6,698.00
NL

Expenses

Gate Workers - \$400.00

Security - \$420.00

Officials - 576.00

Scorer - 70.00

Clock - 70.00

Announcer - 70.00

Game Balls - 60.00

Scorebook - 5.00

Net - 6.00

Trophies - 186.00

Tour. Mgr. - 200.00

\$2063.00



KHSAA District Basketball Tournament Financial Report
 (return one copy to KHSAA by published deadlines. File separate reports if Girls and Boys Tournaments are held separately)

KHSAA Form BK105
 Rev 01/06

District # 9 Boys Girls Combined Held at Daviess Co. High School Dates 2/26-27-29

Part A	REVENUE ITEMS	Price(s)	Receipts	Totals
	Ticket Sales		<u>13,308.84</u>	
	Broadcasting			
	Sponsorship			
	TOTAL REVENUE (1)			
Part B	EXPENSE ITEMS		Expenses	
	Game Officials		<u>576.00</u>	
	Trophies		<u>183.76</u>	
	Travel for Participating Teams			
	Other Itemized Expenses approved by majority vote of schools in tournament (provide separate listing or list on back of this form) <u>check back side</u>		<u>1691.00</u>	
	TOTAL EXPENSES (2)			<u>2450.76</u>
Part C	Net Profit (Part A (1) minus Part B (2) total)			<u>10,858.08</u>
Part D	Allowance to Host School - Maximum 15% for rental and incidental expenses unless otherwise approved by majority vote		<u>1628.71</u>	
Part E	Profit Subject to Division by Schools (Part C minus Part D)			<u>9,229.37</u>

LIST BELOW INDIVIDUAL AMOUNTS FOR DISTRICT TOURNAMENT NET PROFITS FROM PART E ABOVE, NOT INCLUDING TRAVEL EXPENSES

School	Amount	School	Amount
<u>DCHS</u>	<u>1628.71 + 2302.34</u>		
<u>APOLLO</u>	<u>2,307.34</u>		
<u>OWENSHORO</u>	<u>2,307.34</u>		
<u>OWENSBORO CATH</u>	<u>2,307.34</u>		

PAID ATTENDANCE BY SESSIONS (Tickets Sold NOT money received)

BOYS		GIRLS		COMBINED	
Session	Paid	Session	Paid	Session	Paid
1	<u>2834</u>				
2	<u>4609.68</u>				
3	<u>5865.75</u>				
4					
5					
6					
7					
Total	<u>13,308.84</u>	Total		Total	

**** NOTE ** IF ANY OTHER PLAN FOR THE DIVISION OF TOURNAMENT RECEIPTS IS USED, A MAJORITY VOTE OF THE PARTICIPATING SCHOOLS MUST BE OBTAINED, DOCUMENTED, AND SENT TO THE KHSAA.**

GARY BARTLETT
 MANAGER

DAVISS CO. H.S.
 SCHOOL

270-852-7300
 DAYTIME PHONE

Gary Bartlett

GATE WORKERS - 525.00

OFFICIALS - 576.10

SECURITY - 600.00

NETS - 6.00

BALLS - 45.00

SCORER - 105.00

CLOCK - 105.00

ANNOUNCER - 105.00

Trophies -

Conference Medal 63.76

ALL District 120.00

TOUR MGR. - 200.00

2450.76



KHSAA District Basketball Tournament Financial Report
 (return one copy to KHSAA by published deadlines. File separate reports if Girls and Boys
 Tournaments are held separately)

KHSAA Form BK105
Rev 01/06

District # 10 Boys Girls x Combined Held at McLean County Dates Feb 25/28

Part A	REVENUE ITEMS	Price(s)	Receipts	Totals
	Ticket Sales	5.00 reg. 6.00 adv.	4042.00 474.00	
	Broadcasting			
	Sponsorship			
	TOTAL REVENUE (1)			4519.00
Part B	EXPENSE ITEMS		Expenses	
	Game Officials		582.00	
	Trophies		65.35	
	Travel for Participating Teams			
	Other Itemized Expenses approved by majority vote of schools in tournament (provide separate listing or list on back of this form)		837.50	
	TOTAL EXPENSES (2)			1484.85
Part C	Net Profit (Part A (1) minus Part B (2) total)			3034.15
Part D	Allowance to Host School - Maximum 15% for rental and incidental expenses unless otherwise approved by majority vote		455.12	
Part E	Profit Subject to Division by Schools (Part C minus Part D)			2579.03

LIST BELOW INDIVIDUAL AMOUNTS FOR DISTRICT TOURNAMENT NET PROFITS FROM PART E ABOVE, NOT INCLUDING TRAVEL EXPENSES

School	Amount	School	Amount
Ohio County	644.75		
Muhlenberg South	644.75		
Muhlenberg North	644.75		
McLean County	644.75		

PAID ATTENDANCE BY SESSIONS (Tickets Sold NOT money received)

BOYS		GIRLS		COMBINED	
Session	Paid	Session	Paid	Session	Paid
1		1	398		
2		2	490		
3					
4					
5					
6					
7					
Total		Total	888	Total	

**** NOTE ** IF ANY OTHER PLAN FOR THE DIVISION OF TOURNAMENT RECEIPTS IS USED, A MAJORITY VOTE OF THE PARTICIPATING SCHOOLS MUST BE OBTAINED, DOCUMENTED, AND SENT TO THE KHSAA.**

Nick Boling
MANAGER

McLean County
SCHOOL

270-273-5278
DAYTIME PHONE

Girls 10th District Basketball Expenses

Gate	\$180.00	3 gates 3 games
Scorer	\$45.00	3 games
Timer	\$45.00	3 games
PA	\$45.00	3 games
Security	\$240.00	3 games
All Tourney Plaques	\$82.50	
Runner Up Trophy	\$65.35	
Officials	\$582.00	3 man crew, 3 games, plus travel
Tourney Mngr. Fee	\$200.00	
<u>Total</u>	<u>\$1484.85</u>	
Gate 1st Night	<u>\$2034.00</u>	
Gate 2 nd Night	<u>\$2485.00</u>	
Total Gate	<u>\$4519.00</u>	



KHSAA District Basketball Tournament Financial Report
 (return one copy to KHSAA by published deadlines. File separate reports if Girls and Boys
 Tournaments are held separately)

KHSAA Form BK105
 Rev 01/06

District # 10 Boys x Girls _____ Combined _____ Held at McLean County Dates Feb 26-29

Part A	REVENUE ITEMS	Price(s)	Receipts	Totals
	Ticket Sales	5.00 reg. 6.00 adv.	7675.00 1374.00	
	Broadcasting			
	Sponsorship			
	TOTAL REVENUE (1)			9049.00
Part B	EXPENSE ITEMS		Expenses	
	Game Officials		597.00	
	Trophies		65.35	
	Travel for Participating Teams			
	Other Itemized Expenses approved by majority vote of schools in tournament (provide separate listing or list on back of this form)		867.50	
	TOTAL EXPENSES (2)			1529.85
Part C	Net Profit (Part A (1) minus Part B (2) total)			7519.15
Part D	Allowance to Host School - Maximum 15% for rental and incidental expenses unless otherwise approved by majority vote		1127.87	
Part E	Profit Subject to Division by Schools (Part C minus Part D)			6391.28

LIST BELOW INDIVIDUAL AMOUNTS FOR DISTRICT TOURNAMENT NET PROFITS FROM PART E ABOVE, NOT INCLUDING TRAVEL EXPENSES

School	Amount	School	Amount
Ohio County	1597.82		
Muhlenberg South	1597.82		
Muhlenberg North	1597.82		
McLean County	1597.82		

PAID ATTENDANCE BY SESSIONS (Tickets Sold NOT money received)

BOYS		GIRLS		COMBINED	
Session	Paid	Session	Paid	Session	Paid
1		1	381		
2		2	429		
3		3	957		
4					
5					
6					
7					
Total		Total	1767	Total	

**** NOTE ** IF ANY OTHER PLAN FOR THE DIVISION OF TOURNAMENT RECEIPTS IS USED, A MAJORITY VOTE OF THE PARTICIPATING SCHOOLS MUST BE OBTAINED, DOCUMENTED, AND SENT TO THE KHSAA.**

Nick Boling
 MANAGER

McLean County
 SCHOOL

270-273-5278
 DAYTIME PHONE

BOYS 10th District Basketball Expenses

Gate	\$180.00	3 gates 3 games
Scorer	\$45.00	3 games
Timer	\$45.00	3 games
PA	\$45.00	3 games
Security	\$270.00	3 games
All Tourney Plaques	\$82.50	
Runner Up Trophy	\$65.35	
Officials	\$597.00	3 man crew, 3 games, plus travel
Tourney Mngr. Fee	\$200.00	
<u>Total</u>	<u>\$1529.85</u>	

Gate 1st Night	<u>\$1565.00 + \$390 presold</u>
Gate 2 nd Night	<u>\$1800.00 + \$414 presold</u>
Gate 3 rd Night	<u>\$4310.00 + \$570 presold</u>
<u>Total Gate</u>	<u>\$9049.00</u>



KHSAA District Basketball Tournament Financial Report
 (return one copy to KHSAA by published deadlines. File separate reports if Girls and Boys
 Tournaments are held separately)

KHSAA Form BK105
Rev 01/06

District # 11 Boys Girls Combined X Held at MEADE COUNTY H.S. Dates 2/25/08 - 2/29/08

Part A	REVENUE ITEMS	Price(s)	Receipts	Totals
	Ticket Sales	\$5.00	\$11,035.00	
	Broadcasting			
	Sponsorship			
	TOTAL REVENUE (1)			\$11,035.00
Part B	EXPENSE ITEMS		Expenses	
	Game Officials		\$1,338.00	
	Trophies/Plaques		\$ 694.90	
	Travel for Participating Teams			
	Other Itemized Expenses approved by majority vote of schools in tournament (provide separate listing or list on back of this form)			
	TOTAL EXPENSES (2)			\$ 2,032.90
Part C	Net Profit (Part A (1) minus Part B (2) total)			\$ 9,002.10
Part D	Allowance to Host School - Maximum 15% for rental and incidental expenses unless otherwise approved by majority vote		\$1,350.32	
Part E	Profit Subject to Division by Schools (Part C minus Part D)			\$ 7,651.78

LIST BELOW INDIVIDUAL AMOUNTS FOR DISTRICT TOURNAMENT NET PROFITS FROM PART E ABOVE, NOT INCLUDING TRAVEL EXPENSES

School	Amount	School	Amount
BRECKINRIDGE COUNTY	\$ 1,912.95		
FREDERICK FRAIZE	\$ 1,912.95		
HANCOCK COUNTY	\$ 1,912.95		
MEADE COUNTY	\$ 1,912.93		

PAID ATTENDANCE BY SESSIONS (Tickets Sold NOT money received)

BOYS			GIRLS			COMBINED		
Session	Paid		Session	Paid		Session	Paid	
1				310				
2	525							
3				288				
4	1084							
5								
6								
7								
Total	1609		Total	598		Total	2207	

**** NOTE ** IF ANY OTHER PLAN FOR THE DIVISION OF TOURNAMENT RECEIPTS IS USED, A MAJORITY VOTE OF THE PARTICIPATING SCHOOLS MUST BE OBTAINED, DOCUMENTED, AND SENT TO THE KHSAA.**

MANAGER JOHN PROCTOR

MEADE COUNTY HIGH SCHOOL
 SCHOOL

270-422-7515
 DAYTIME PHONE



KHSAA District Basketball Tournament Financial Report
 (return one copy to KHSAA by published deadlines. File separate reports if Girls and Boys
 Tournaments are held separately)

KHSAA Form BK105
 Rev 01/06

District # 12 Boys Girls Combined X Held at Grayson Co.

Dates Feb. 26-29

Part A	REVENUE ITEMS	Price(s)	Receipts	Totals
	Ticket Sales	\$5.00	\$14,850.00	
	Broadcasting			
	Sponsorship			
	TOTAL REVENUE (1)			\$14,850.00
Part B	EXPENSE ITEMS		Expenses	
	Game Officials		\$1,260.00	
	Trophies			
	Travel for Participating Teams			
	Other Itemized Expenses approved by majority vote of schools in tournament (provide separate listing or list on back of this form)		\$2,199.00	
	TOTAL EXPENSES (2)			\$3,459.00
Part C	Net Profit (Part A (1) minus Part B (2) total)			\$11,391.00
Part D	Allowance to Host School - Maximum 15% for rental and incidental expenses unless otherwise approved by majority vote		\$2,227.00	
Part E	Profit Subject to Division by Schools (Part C minus Part D)			\$9,164.00

LIST BELOW INDIVIDUAL AMOUNTS FOR DISTRICT TOURNAMENT NET PROFITS FROM PART E ABOVE, NOT INCLUDING TRAVEL EXPENSES

School	Amount	School	Amount
Butler Co.	\$2,291.00		
Edmonson Co.	\$2,291.00		
Grayson Co.	\$2,291.00		
Whitesville Trinity	\$2,291.00		

PAID ATTENDANCE BY SESSIONS (Tickets Sold NOT money received)

BOYS			GIRLS		COMBINED	
Session	Paid		Session	Paid	Session	Paid
1	744		1	497	1	1241
2	1309		2	420	2	1729
3						
4						
5						
6						
7						
Total	2053		Total	917	Total	2970

**** NOTE ** IF ANY OTHER PLAN FOR THE DIVISION OF TOURNAMENT RECEIPTS IS USED, A MAJORITY VOTE OF THE PARTICIPATING SCHOOLS MUST BE OBTAINED, DOCUMENTED, AND SENT TO THE KHSAA.**

Mike Houchin
 MANAGER Mike Houchin

Grayson Co.
 SCHOOL

(270)-259-4078
 DAYTIME PHONE



KHSAA District Basketball Tournament Financial Report
 (return one copy to KHSAA by published deadlines. File separate reports if Girls and Boys
 Tournaments are held separately)

KHSAA Form BK105
Rev 01/06

District # 13 Boys Girls Combined Held at Russellville High Dates 2/25-29/2008

Part A	REVENUE ITEMS	Price(s)	Receipts	Totals
	Ticket Sales		11,229.00	
	Broadcasting			
	Sponsorship			
	TOTAL REVENUE (1)			11,229.00
Part B	EXPENSE ITEMS		Expenses	
	Game Officials		1225.20	
	Trophies		441.70	
	Travel for Participating Teams			
	Other Itemized Expenses approved by majority vote of schools in tournament (provide separate listing or list on back of this form)		2440.00	
	TOTAL EXPENSES (2)			4,106.90
Part C	Net Profit (Part A (1) minus Part B (2) total)			7,122.10
Part D	Allowance to Host School - Maximum 15% for rental and incidental expenses unless otherwise approved by majority vote			
Part E	Profit Subject to Division by Schools (Part C minus Part D)			7,122.10

LIST BELOW INDIVIDUAL AMOUNTS FOR DISTRICT TOURNAMENT NET PROFITS FROM PART E ABOVE, NOT INCLUDING TRAVEL EXPENSES

School	Amount	School	Amount
Logan Co. High	1,780.52		
Todd Co. High	1,780.52		
Franklin-Simpson	1,780.52		
Russellville High	1,780.54		

PAID ATTENDANCE BY SESSIONS (Tickets Sold NOT money received)

BOYS		GIRLS		COMBINED	
Session	Paid	Session	Paid	Session	Paid
1				1	415
2				2	545
3			287		
4	635				
5	Advance			Advance	353
6					
7					
Total		Total		Total	

**** NOTE ** IF ANY OTHER PLAN FOR THE DIVISION OF TOURNAMENT RECEIPTS IS USED, A MAJORITY VOTE OF THE PARTICIPATING SCHOOLS MUST BE OBTAINED, DOCUMENTED, AND SENT TO THE KHSAA.**

John Myers
MANAGER

Russellville High School
SCHOOL

270-726-8421
DAYTIME PHONE

Expenses District Tournament

Hospitality Room	\$250.00
Security	\$820.00
Gate Workers	\$320.00
Manager	\$500.00
PA	\$100.00
Score Keeper	\$100.00
Clock Keeper	\$100.00
Bookkeeper	\$150.00
Miscellaneous	<u>\$100.00</u>
Total	\$2440.00



KHSAA District Basketball Tournament Financial Report
 (return one copy to KHSAA by published deadlines. File separate reports if Girls and Boys
 Tournaments are held separately)

KHSAA Form BK105
Rev 01/06

District # 14 Boys Girls Combined Held at Warren Central HS

Dates Feb.
26,27,29,
Mar. 1

Part A	REVENUE ITEMS	Price(s)	Receipts	Totals
	Ticket Sales	\$6.00	\$25,014.00	
	Broadcasting		\$0	
	Sponsorship		\$0	
	TOTAL REVENUE (1)			\$25,014.00
Part B	EXPENSE ITEMS		Expenses	
	Game Officials		\$1,282.80	
	Trophies		\$387.52	
	Travel for Participating Teams		\$0	
	Other Itemized Expenses approved by majority vote of schools in tournament (provide separate listing or list on back of this form)			
	TOTAL EXPENSES (2)			\$5655.32
Part C	Net Profit (Part A (1) minus Part B (2) total)			\$19,358.68
Part D	Allowance to Host School - Maximum 15% for rental and incidental expenses unless otherwise approved by majority vote		\$0	
Part E	Profit Subject to Division by Schools (Part C minus Part D)			\$19,358.68

LIST BELOW INDIVIDUAL AMOUNTS FOR DISTRICT TOURNAMENT NET PROFITS FROM PART E ABOVE, NOT INCLUDING TRAVEL EXPENSES

School	Amount	School	Amount
Bowling Green	\$4,839.67		
Greenwood	\$4,839.67		
Warren East	\$4,839.67		
Warren Central	\$4,839.67		

PAID ATTENDANCE BY SESSIONS (Tickets Sold NOT money received)

BOYS		GIRLS		COMBINED	
Session	Paid	Session	Paid	Session	Paid
1	1156				
2	906				
3	669				
4	1438				
5					
6					
7					
Total	4169	Total		Total	

**** NOTE ** IF ANY OTHER PLAN FOR THE DIVISION OF TOURNAMENT RECEIPTS IS USED, A MAJORITY VOTE OF THE PARTICIPATING SCHOOLS MUST BE OBTAINED, DOCUMENTED, AND SENT TO THE KHSAA.**

Eric Wilson
MANAGER

Warren Central
SCHOOL

270-781-2404
DAYTIME PHONE

14th District Tournament Expenses

Game Security:	\$1,650.00
Tournament Workers:	\$1,435.00
Game Balls, Nets, Scorebooks:	\$100.00
Hospitality Room	\$300.00
JROTC Parking	\$500.00
TOTAL	\$3,985.00



KHSAA District Basketball Tournament Financial Report
 (return one copy to KHSAA by published deadlines. File separate reports if Girls and Boys
 Tournaments are held separately)

KHSAA Form BK105
 Rev 01/06

District # 15 Boys _____ Girls _____ Combined X Held at Allen County-Scottsville Dates 2-25-2-29 2008

Part A	REVENUE ITEMS	Price(s)	Receipts	Totals
	Ticket Sales	5. ⁰⁰	2,1960. ⁰⁰	
	Broadcasting			
	Sponsorship			
	TOTAL REVENUE (1)			21,960.⁰⁰
Part B	EXPENSE ITEMS		Expenses	
	Game Officials		1185.30	
	Trophies		130.70	
	Travel for Participating Teams		552.00	
	Other Itemized Expenses approved in advance by majority vote of schools in tournament (provide separate listing or list on back of this form)		1000.00	
	TOTAL EXPENSES (2)			2868.⁰⁰
Part C	Net Profit (Part A (1) minus Part B (2) total)			19,092.⁰⁰
Part D	Allowance to Host School - Maximum 15% for rental and incidental expenses unless otherwise approved by majority vote		2863.80 15%	2863.80
Part E	Profit Subject to Division by Schools (Part C minus Part D)			16,228.20 16,228.20

LIST BELOW INDIVIDUAL AMOUNTS FOR DISTRICT TOURNAMENT NET PROFITS FROM PART E ABOVE, NOT INCLUDING TRAVEL EXPENSES

School	Amount	School	Amount
Glasgow	4057.05		
Barron Co.	4057.05		
Monroe Co.	4057.05		
Allen Co. Scottsville	4057.05		

PAID ATTENDANCE BY SESSIONS (Tickets Sold NOT money received)

BOYS			GIRLS		COMBINED	
Session	Paid		Session	Paid	Session	Paid
1				695.		695
2	1105.					1105
3				556.		556
4	1129.					1129
5						
6						
7					Adjusted sales	906
Total			Total		Total	4391

average amt. \$5.00

**** NOTE ** IF ANY OTHER PLAN FOR THE DIVISION OF TOURNAMENT RECEIPTS IS USED, A MAJORITY VOTE OF THE PARTICIPATING SCHOOLS MUST BE OBTAINED, DOCUMENTED, AND SENT TO THE KHSAA.**

Kerry Harwood
 MANAGER

Allen County-Scottsville
 SCHOOL

270 622-4119
 DAYTIME PHONE



KHSAA District Basketball Tournament Financial Report
 (return one copy to KHSAA by published deadlines. File separate reports if Girls and Boys
 Tournaments are held separately)

KHSAA Form BK105
Rev 01/06

District # **16th** Boys Girls Combined **X** Held at **Russell County High** Dates **02/25 – 02/29**

Part A	REVENUE ITEMS	Price(s)	Receipts	Totals
	Ticket Sales - Gate - 1,804 @ \$5.00		\$9,020.00	
	Ticket Sales - Advanced - 697 @ \$4.00		\$2,788.00	
	Ticket Sales - Reserved - 260 @ \$10.00		\$2,600.00	
	Broadcasting			
	Sponsorship			
	TOTAL REVENUE (1)			\$14,408.00
Part B	EXPENSE ITEMS		Expenses	
	Game Officials		\$1,337.40	
	Trophies		641.70	
	Tournament Manager/Timer/Scorer/PA		270.00	
	TOTAL EXPENSES (2)			\$2,249.10
Part C	Net Profit (Part A (1) minus Part B (2) total)			\$12,158.90
Part D	Allowance to Host School - Maximum 15% for rental and incidental expenses unless otherwise approved by majority vote			
Part E	Profit Subject to Division by Schools (Part C minus Part D)			\$12,158.90

LIST BELOW INDIVIDUAL AMOUNTS FOR DISTRICT TOURNAMENT NET PROFITS FROM PART E ABOVE, NOT INCLUDING TRAVEL EXPENSES

School	Amount	School	Amount
Clinton County	\$3,039.72		
Cumberland County	\$3,039.72		
Metcalfe County	\$3,039.72		
Russell County	\$3,039.72		

PAID ATTENDANCE BY SESSIONS (Tickets Sold NOT money received)

BOYS			GIRLS			COMBINED		
Session	Paid		Session	Paid		Session	Paid	
1						1	402	
2						2	459	
3						3	352	
4						4	591	
5						Advanced	697	
6						Reserved	260	
7								
Total			Total			Total	2,761	

**** NOTE ** IF ANY OTHER PLAN FOR THE DIVISION OF TOURNAMENT RECEIPTS IS USED, A MAJORITY VOTE OF THE PARTICIPATING SCHOOLS MUST BE OBTAINED, DOCUMENTED, AND SENT TO THE KHSAA.**

Rita Cook Branscum
MANAGER

Russell County High School
SCHOOL

270-866-3341
DAYTIME PHONE



KHSAA District Basketball Tournament Financial Report

(return one copy to KHSAA by published deadlines. File separate reports if Girls and Boys Tournaments are held separately)

DISTRICT # 17 BOYS X or GIRLS _____ HELD AT Central Hardin DATES Feb 26, 28, Mar 1

Part A	REVENUE ITEMS	Price(s)	Receipts	Totals
	Ticket Sales	5.00	12641.70	
	Broadcasting		250.00	
	Sponsorship			
	TOTAL REVENUE (1)			12891.70
Part B	EXPENSE ITEMS		Expenses	
	Game Officials		762.00	
	Trophies		195.35	
	Travel for Participating Teams			
	Other Itemized Expenses approved by majority vote of schools in tournament (provide separate listing or list on back of this form)		2777.92	
	TOTAL EXPENSES (2)			3725.27
Part C	Net Profit (Part A (1) minus Part B (2) total)			
Part D	Allowance to Host School - Maximum 15% for rental and incidental expenses unless otherwise approved by majority vote			300.00
Part E	Profit Subject to Division by Schools (Part C minus Part D)			9166.43

LIST BELOW INDIVIDUAL AMOUNTS FOR DISTRICT TOURNAMENT NET PROFITS FROM PART E ABOVE, NOT INCLUDING TRAVEL EXPENSES

School	Amount	School	Amount
Central Hardin	1833.29	North Hardin	1833.29
E. Hazelton	1833.29		
Eastbrook	1833.29		
John Hardin	1833.29		

PAID ATTENDANCE BY SESSIONS (Tickets Sold NOT money received)

BOYS			GIRLS			COMBINED		
Session	Paid		Session	Paid		Session	Paid	
1	445.05							
2	5740.65							
3	6456.00							
4								
5								
6								
7								
Total	12641.70		Total			Total		

**** NOTE ** IF ANY OTHER PLAN FOR THE DIVISION OF TOURNAMENT RECEIPTS IS USED, A MAJORITY VOTE OF THE PARTICIPATING SCHOOLS MUST BE OBTAINED, DOCUMENTED, AND SENT TO THE KHSAA.**

Kennyhore MANAGER Central Hardin SCHOOL 270-737-6900 DAYTIME PHONE



KHSAA District Basketball Tournament Financial Report
 (return one copy to KHSAA by published deadlines. File separate reports if Girls and Boys Tournaments are held separately)

KHSAA Form BK105
 Rev 01/06

District # 17 Boys Girls Combined Held at John Hardin Dates 2/25-29/08

Part A	REVENUE ITEMS	Price(s)	Receipts	Totals
	Ticket Sales	5.00	8510.75	
	Broadcasting			
	Sponsorship			
	TOTAL REVENUE (1)			8510.75
Part B	EXPENSE ITEMS :		Expenses	
	Game Officials		954.80	
	Trophies		63.76	
	Travel for Participating Teams		-	
	Other Itemized Expenses approved by majority vote of schools in tournament (provide separate listing or list on back of this form)		2639.95	
	TOTAL EXPENSES (2)			3658.51
Part C	Net Profit (Part A (1) minus Part B (2) total)			4852.24
Part D	Allowance to Host School - Maximum 15% for rental and incidental expenses unless otherwise approved by majority vote			
Part E	Profit Subject to Division by Schools (Part C minus Part D)			4852.24

LIST BELOW INDIVIDUAL AMOUNTS FOR DISTRICT TOURNAMENT NET PROFITS FROM PART E ABOVE, NOT INCLUDING TRAVEL EXPENSES

School	Amount	School	Amount
John Hardin	970.45	Port Knox	970.45
Central Hardin	970.45		
North Hardin	970.45		
E-Town	970.45		

PAID ATTENDANCE BY SESSIONS (Tickets Sold NOT money received)

BOYS		GIRLS		COMBINED	
Session	Paid	Session	Paid	Session	Paid
1			82		
2			345		
3			540		
4			737		
5					
6					
7					
Total		Total	1704	Total	

**** NOTE ** IF ANY OTHER PLAN FOR THE DIVISION OF TOURNAMENT RECEIPTS IS USED, A MAJORITY VOTE OF THE PARTICIPATING SCHOOLS MUST BE OBTAINED, DOCUMENTED, AND SENT TO THE KHSAA.**

[Signature]
 MANAGER

John Hardin High School
 SCHOOL

270.769-8906
 DAYTIME PHONE



KHSAA District Basketball Tournament Financial Report
 (return one copy to KHSAA by published deadlines. File separate reports if Girls and Boys
 Tournaments are held separately)

KHSAA Form BK105
Rev 01/06

District # 18 Boys Girls Combined x Held at Green Dates 2/24, 25, 29

Part A	REVENUE ITEMS	Price(s)	Receipts	Totals
	Ticket Sales	5.00	10845.00	
	Broadcasting			
	Sponsorship			
	TOTAL REVENUE (1)			10845.00
Part B	EXPENSE ITEMS		Expenses	
	Game Officials		1225.50	
	Trophies		647.65	
	Travel for Participating Teams			
	Other Itemized Expenses approved by majority vote of schools in tournament (provide separate listing or list on back of this form)		1454.70	
	TOTAL EXPENSES (2)			3327.85
Part C	Net Profit (Part A (1) minus Part B (2) total)			7517.15
Part D	Allowance to Host School - Maximum 15% for rental and incidental expenses unless otherwise approved by majority vote		500.00	
Part E	Profit Subject to Division by Schools (Part C minus Part D)			7017.15

LIST BELOW INDIVIDUAL AMOUNTS FOR DISTRICT TOURNAMENT NET PROFITS FROM PART E ABOVE, NOT INCLUDING TRAVEL EXPENSES

School	Amount	School	Amount
Caverna	1754.29		
Green	1754.28		
Hart	1754.29		
Larue	1754.29		

PAID ATTENDANCE BY SESSIONS (Tickets Sold NOT money received)

BOYS		GIRLS		COMBINED	
Session	Paid	Session	Paid	Session	Paid
1				1	456.00
2				2	579.00
3				3	1134.00
4					
5					
6					
7					
Total		Total		Total	2169.00

**** NOTE ** IF ANY OTHER PLAN FOR THE DIVISION OF TOURNAMENT RECEIPTS IS USED, A MAJORITY VOTE OF THE PARTICIPATING SCHOOLS MUST BE OBTAINED, DOCUMENTED, AND SENT TO THE KHSAA.**

W. J. Hodge
MANAGER

Green County
SCHOOL

270-932-7481
DAYTIME PHONE



KHSAA District Basketball Tournament Financial Report
 (return one copy to KHSAA by published deadlines. File separate reports if Girls and Boys
 Tournaments are held separately)

KHSAA Form BK105
Rev 01/06

District # 19 Boys Girls Combined * Held at Bardstown High School Dates 2/25-3/1

Part A	REVENUE ITEMS	Price(s)	Receipts	Totals
	Ticket Sales	5	16,085.00	
	Broadcasting			
	Sponsorship			
	TOTAL REVENUE (1)			16085.00
Part B	EXPENSE ITEMS		Expenses	
	Game Officials		1191.50	
	Trophies		310.70	
	Travel for Participating Teams			
	Other Itemized Expenses approved by majority vote of schools in tournament (provide separate listing or list on back of this form)		2401.45	
	TOTAL EXPENSES (2)			3903.65
Part C	Net Profit (Part A (1) minus Part B (2) total)			12181.35
Part D	Allowance to Host School - Maximum 15% for rental and incidental expenses unless otherwise approved by majority vote			
Part E	Profit Subject to Division by Schools (Part C minus Part D)			

LIST BELOW INDIVIDUAL AMOUNTS FOR DISTRICT TOURNAMENT NET PROFITS FROM PART E ABOVE, NOT INCLUDING TRAVEL EXPENSES

School	Amount	School	Amount
Bardstown High School	3045.34		
Bethlehem High School	3045.34		
Nelson Co. High School	3045.34		
Washington Co. High School	3045.33		

PAID ATTENDANCE BY SESSIONS (Tickets Sold NOT money received)

BOYS			GIRLS			COMBINED	
Session	Paid		Session	Paid		Session	Paid
1	599		1(DH)	523			
2	354		2	713			
3	1028						
4							
5							
6							
7							
Total	1981		Total	1236		Total	

**** NOTE ** IF ANY OTHER PLAN FOR THE DIVISION OF TOURNAMENT RECEIPTS IS USED, A MAJORITY VOTE OF THE PARTICIPATING SCHOOLS MUST BE OBTAINED, DOCUMENTED, AND SENT TO THE KHSAA.**

David Clark
MANAGER

Bardstown High School
SCHOOL

(502) 331-8802
DAYTIME PHONE

**2008 19th District Basketball Tournament
Account Ledger**

Total Receipts:

2/25/08	\$2615.00
2/26/08	\$2995.00
2/27/08	\$1770.00
2/29/08	\$3565.00
3/1/08	\$5140.00

Total: \$16085.00

Disbursements:

Officials:	\$1191.50
Security:	\$975.00
Score keeper:	\$150.00
Clock keeper:	\$100.00
Announcer:	\$150.00
Gate workers:	\$650.00
Trophies / plaques	\$310.70
Tournament Manager	\$150.00
Hospitality Room	\$226.45

Total disbursements: \$3903.65
Ending Balance \$12181.35

School Allocation:

Bardstown High School	\$3045.34
Bethlehem High School	\$3045.34
Nelson Co. High School	\$3045.34
Washington Co. High School	\$3045.33



KHSAA District Basketball Tournament Financial Report
 (return one copy to KHSAA by published deadlines. File separate reports if Girls and Boys
 Tournaments are held separately)

MAR 13 2008
 KHSAA Form BK105
 Rev 01/06

District # 20 Boys Girls Combined Held at Taylor Co. High School Dates 2-26-08 to 3-1-08

Part A	REVENUE ITEMS	Price(s)	Receipts	Totals
	Ticket Sales	\$5.00	\$22,619	
	Broadcasting		0	
	Sponsorship		0	
	TOTAL REVENUE (1)			\$22619
Part B	EXPENSE ITEMS		Expenses	
	Game Officials		\$1220.10	
	Trophies		\$622.70	
	Travel for Participating Teams		0	
	Other Itemized Expenses approved by majority vote of schools in tournament (provide separate listing or list on back of this form)		\$1,878.56	
	TOTAL EXPENSES (2)			\$3,721.36
Part C	Net Profit (Part A (1) minus Part B (2) total)			\$18,897.64
Part D	Allowance to Host School - Maximum 15% for rental and incidental expenses unless otherwise approved by majority vote		\$1,050	
Part E	Profit Subject to Division by Schools (Part C minus Part D)			\$17,847.64

LIST BELOW INDIVIDUAL AMOUNTS FOR DISTRICT TOURNAMENT NET PROFITS FROM PART E ABOVE, NOT INCLUDING TRAVEL EXPENSES

School	Amount	School	Amount
Adair Co.	\$4,461.91		
Campbellsville	\$4,461.91		
Marion Co.	\$4,461.91		
Taylor Co.	\$4,461.91		

PAID ATTENDANCE BY SESSIONS (Tickets Sold NOT money received)

BOYS		GIRLS		COMBINED	
Session	Paid	Session	Paid	Session	Paid
1		1	454		
2	815				
3	997				
4		4	576		
5	1674				
6					
7					
Total	3488	Total	1030	Total	

**** NOTE ** IF ANY OTHER PLAN FOR THE DIVISION OF TOURNAMENT RECEIPTS IS USED, A MAJORITY VOTE OF THE PARTICIPATING SCHOOLS MUST BE OBTAINED, DOCUMENTED, AND SENT TO THE KHSAA.**

Mike Thomas
 MANAGER

Taylor Co.
 SCHOOL Taylor Co.

270-465-4431
 DAYTIME PHONE



KHSAA District Basketball Tournament Financial Report
 (return one copy to KHSAA by published deadlines. File separate reports if Girls and Boys
 Tournaments are held separately)

MAR KHSAA Form BK105
 Rev 01/06

District # 21 Boys ___ Girls ___ Combined X Held at Valley High School Dates 2-25-08 through 2-29-08

Part A	REVENUE ITEMS	Price(s)	Receipts	Totals
	Ticket Sales		7246 ⁰⁰	
	Broadcasting			
	Sponsorship			
	TOTAL REVENUE (1)			
Part B	EXPENSE ITEMS		Expenses	
	Game Officials		1440 ⁰⁰	
	Trophies		23950	
	Travel for Participating Teams			
	Other Itemized Expenses approved by majority vote of schools in tournament (provide separate listing or list on back of this form)		Game Official 150 ⁰⁰ Ticket Taker 80 ⁰⁰ Announcer 160 ⁰⁰ Security 75 ⁰⁰	
	TOTAL EXPENSES (2)			2794.50
Part C	Net Profit (Part A (1) minus Part B (2) total)			4451.50
Part D	Allowance to Host School - Maximum 15% for rental and incidental expenses unless otherwise approved by majority vote			
Part E	Profit Subject to Division by Schools (Part C minus Part D)			4451.50

LIST BELOW INDIVIDUAL AMOUNTS FOR DISTRICT TOURNAMENT NET PROFITS FROM PART E ABOVE, NOT INCLUDING TRAVEL EXPENSES

School	Amount	School	Amount
Beth Haven	890.30	Holy Cross	890.30
Valley	890.30		
PRP	890.30		
Western	890.30		

PAID ATTENDANCE BY SESSIONS (Tickets Sold NOT money received)

BOYS		GIRLS		COMBINED	
Session	Paid	Session	Paid	Session	Paid
1					
2					
3					
4					
5					
6					
7					
Total		Total		Total	

**** NOTE ** IF ANY OTHER PLAN FOR THE DIVISION OF TOURNAMENT RECEIPTS IS USED, A MAJORITY VOTE OF THE PARTICIPATING SCHOOLS MUST BE OBTAINED, DOCUMENTED, AND SENT TO THE KHSAA.**

Jody Thornsberry
 MANAGER

Holy Cross (Louisville)
 SCHOOL

502 447 4363 ext 108
 DAYTIME PHONE



KHSAA District Basketball Tournament Financial Report
 (return one copy to KHSAA by published deadlines. File separate reports if Girls and Boys
 Tournaments are held separately)

KHSAA Form BK105
Rev 01/06

District # 22 Boys Girls Combined Held at DeSales & Doss Dates 2/25 - 2/29

Part A	REVENUE ITEMS	Price(s)	Receipts	Totals
	Ticket Sales	\$6	\$11,304.00	
	Broadcasting			
	Sponsorship		.01	
	TOTAL REVENUE (1)			\$11,304.01
Part B	EXPENSE ITEMS		Expenses	
	Game Officials		\$1,260.00	
	Trophies - KHSAA		127.52	
	Travel for Participating Teams			
	Other Itemized Expenses approved by majority vote of schools in tournament (provide separate listing or list on back of this form)		\$2,603.90	
	TOTAL EXPENSES (2)			\$3,991.42
Part C	Net Profit (Part A (1) minus Part B (2) total)			
Part D	Allowance to Host School - Maximum 15% for rental and incidental expenses unless otherwise approved by majority vote			
Part E	Profit Subject to Division by Schools (Part C minus Part D)			\$7312.59

LIST BELOW INDIVIDUAL AMOUNTS FOR DISTRICT TOURNAMENT NET PROFITS FROM PART E ABOVE, NOT INCLUDING TRAVEL EXPENSES

School	Amount	School	Amount
Butler	\$1,625.02	Troquois	\$1,625.02
DeSales	\$812.51		
Doss	\$1,625.02		
Evangel	\$1,625.02		

PAID ATTENDANCE BY SESSIONS (Tickets Sold NOT money received)

BOYS		GIRLS		COMBINED	
Session	Paid	Session	Paid	Session	Paid
1	67	1	154		
2	658	2	378		
3	266				
4	361				
5					
6					
7					
Total	1,352	Total	532	Total	

**** NOTE ** IF ANY OTHER PLAN FOR THE DIVISION OF TOURNAMENT RECEIPTS IS USED, A MAJORITY VOTE OF THE PARTICIPATING SCHOOLS MUST BE OBTAINED, DOCUMENTED, AND SENT TO THE KHSAA.**

Mark Sande
MANAGER

DeSales
SCHOOL

(502) 361-1231
DAYTIME PHONE

TO: 22nd Basketball District Athletic Directors
Mike Beard, Mike Crawley, Kevin Salyer, Bill Weller

FROM: District Tournament Manager, Mark Sander, DeSales HS

RE: Boys and Girls District Basketball Expense Information

DATE: For games dated Monday, February 25 – Friday, February 29, 2008

<u>EXPENSES</u>	
Officials	\$1,260.00
KHSAA Trophies	\$ 127.52
Security	\$1,600.00
Gate Workers	\$ 210.00
Announcer	\$ 105.00
Scorekeeper	\$ 105.00
Statistician	\$ 70.00
Trainer	\$ 200.00
All-Tournament Plaques	\$ 150.00
Nets	\$ 13.90
Game Manager	<u>\$ 150.00</u>
	\$3,991.42



KHSAA District Basketball Tournament Financial Report
 (return one copy to KHSAA by published deadlines. File separate reports if Girls and Boys
 Tournaments are held separately)

KHSAA Form BK106
Rev. 1/99

District # 23 Boys Girls Combined Held at Portland Christian Dates 2/25-28th

Part A	REVENUE ITEMS	Price(s)	Receipts	Totals
	Ticket Sales		1709.00	
	Broadcasting			
	Sponsorship			
	TOTAL REVENUE (1)			1709.00
Part B	EXPENSE ITEMS		Expenses	
	Game Officials		1620.00	
	Trophies		212.52	
	Travel for Participating Teams			
	Other Itemized Expenses approved by majority vote of schools in tournament (provide separate listing or list on back of this form)		760.00	
			117.50	
			117.50	
			100.00	
	TOTAL EXPENSES (2)			2927.52
Part C	Net Profit (Part A (1) minus Part B (2) total)			
Part D	Allowance to Host School - Maximum 15% for rental and incidental expenses unless otherwise approved by majority vote			
Part E	Profit Subject to Division by Schools (Part C minus Part D)			<1218.52>

LIST BELOW INDIVIDUAL AMOUNTS FOR DISTRICT TOURNAMENT NET PROFITS FROM PART E ABOVE, NOT INCLUDING TRAVEL EXPENSES

School	Amount	School	Amount
Portland Christian	<221.59>	Central	<221.54>
Presentation Academy	<110.77>	Brown	<221.54>
St. Francis	<221.54>		
Shawnee	<221.54>		

PAID ATTENDANCE BY SESSIONS (Tickets Sold NOT money received)

BOYS			GIRLS			COMBINED	
Session	Paid		Session	Paid		Session	Paid
1						1	836.54
2						2	541.60
3						3	330.75
4							
5							
6							
7							
Total			Total			Total	1709.00

**** NOTE ** IF ANY OTHER PLAN FOR THE DIVISION OF TOURNAMENT RECEIPTS IS USED, A MAJORITY VOTE OF THE PARTICIPATING SCHOOLS MUST BE OBTAINED, DOCUMENTED, AND SENT TO THE KHSAA.**

Rick Folden
MANAGER

Portland Christian
SCHOOL

(502) 778-4117
DAYTIME PHONE



KHSAA District Basketball Tournament Financial Report
 (return one copy to KHSAA by published deadlines. File separate reports if Girls and Boys
 Tournaments are held separately)

KHSAA Form BK105
 Rev 01/06

District # 24 Boys _____ Girls _____ Combined X Held at FAIRDALE HIGH SCHOOL Dates Feb 25-29

Part A	REVENUE ITEMS	Price(s)	Receipts	Totals
	Ticket Sales	\$6/\$3	9599.00	
	Broadcasting			
	Sponsorship			
	TOTAL REVENUE (1)			9599.00
Part B	EXPENSE ITEMS		Expenses	
	Game Officials		1440.00	
	Trophies		128.00	
	Travel for Participating Teams			
	Other Itemized Expenses approved by majority vote of schools in tournament (provide separate listing or list on back of this form)		1832.00	
TOTAL EXPENSES (2)			3400.00	
Part C	Net Profit (Part A (1) minus Part B (2) total)			6199.00
Part D	Allowance to Host School - Maximum 15% for rental and incidental expenses unless otherwise approved by majority vote			
Part E	Profit Subject to Division by Schools (Part C minus Part D)			6199.00

LIST BELOW INDIVIDUAL AMOUNTS FOR DISTRICT TOURNAMENT NET PROFITS FROM PART E ABOVE, NOT INCLUDING TRAVEL EXPENSES

School	Amount	School	Amount
BULLITT CENTRAL	1239.80	SOUTHERN	1239.80
BULLITT EAST	1239.80		
FAIRDALE	1239.80		
NORTH BULLITT	1239.80		

PAID ATTENDANCE BY SESSIONS (Tickets Sold NOT money received)

BOYS			GIRLS		COMBINED	
Session	Paid		Session	Paid	Session	Paid
1					1	370/21
2			2	285/11		
3	380/14					
4			4	176/8		
5	355/13					
6						
7						
Total	736/27		Total	461/19	Total	370/21

**** NOTE ** IF ANY OTHER PLAN FOR THE DIVISION OF TOURNAMENT RECEIPTS IS USED, A MAJORITY VOTE OF THE PARTICIPATING SCHOOLS MUST BE OBTAINED, DOCUMENTED, AND SENT TO THE KHSAA.**

[Handwritten Signature]

MANAGER

FAIRDALE
 SCHOOL

502.485.6627
 DAYTIME PHONE

DISTRICT TOURNAMENT EXPENSES

TOURNEY MANAGER	\$300
PA	\$75
SCORER	\$75
TICKET TAKER	\$75
TIMER	\$75
HOSPITALITY ROOM	\$349
SECURITY	\$650
ALL TOURNEY TROPHIES	\$233
TOTAL	\$1832



KHSAA District Basketball Tournament Financial Report
 (return one copy to KHSAA by published deadlines. File separate reports if Girls and Boys
 Tournaments are held separately)

KHSAA Form BK105
Rev 01/06

District # 25 Boys Girls Combined x Held at duPont Manual High School Dates 2-25,26, & 28

Part A	REVENUE ITEMS	Price(s)	Receipts	Totals
	Ticket Sales	\$6 & \$3	\$7,824.00	
	TOTAL REVENUE (1)			\$7,824.00
Part B	EXPENSE ITEMS		Expenses	
	Game Officials (\$60 per game x 18)		\$1080.00	
	Team Trophies (\$54 x 2)		\$108.00	
	All-Tournament Team Trophies (\$8.95 x 14)		\$125.30	
	Parking Lot Attendant (\$40 x 4)		\$160.00	
	Security (\$80 x 12)		\$960.00	
	Ticket Takers (\$35 per night x 8)		\$280.00	
	Scorekeepers (\$25 per game x 6)		\$150.00	
	Clock Operator (\$25 per game x 6)		\$150.00	
	Announcer (\$45 per day x 3)		\$135.00	
	Tournament Manager Fee		\$150.00	
	TOTAL EXPENSES (2)			\$3,298.30
Part C	Net Profit (Part A (1) minus Part B (2) total)			\$4,525.70
Part D	Allowance to Host School		\$0.00	
Part E	Profit Subject to Division by Schools (Part C minus Part D)			\$4,525.70

**LIST BELOW INDIVIDUAL AMOUNTS FOR DISTRICT TOURNAMENT NET PROFITS
FROM PART E ABOVE, NOT INCLUDING TRAVEL EXPENSES**

School	Amount	School	Amount
Collegiate	\$398.87	Mercy	\$787.37
duPont Manual	\$1,863.98	St. Xavier	\$344.06
Male	\$1,131.43		

PAID ATTENDANCE BY SESSIONS (Tickets Sold NOT money received)

BOYS		GIRLS		COMBINED	
Session	Paid	Session	Paid	Session	Paid
1	NA	1	193	1	NA
2	414	2	NA	2	NA
3	NA	3	NA	3	743
Total	414	Total	193	Total	743

**** NOTE ** IF ANY OTHER PLAN FOR THE DIVISION OF TOURNAMENT RECEIPTS IS USED, A
MAJORITY VOTE OF THE PARTICIPATING SCHOOLS MUST BE OBTAINED, DOCUMENTED,
AND SENT TO THE KHSAA.**

David Zuberer
MANAGER

duPont Manual High School
SCHOOL

502-485-8489
DAYTIME PHONE



KHSAA District Basketball Tournament Financial Report
 (return one copy to KHSAA by published deadlines. File separate reports if Girls and Boys
 Tournaments are held separately)

KHSAA Form BK105
Rev 01/06

District # 216 Boys Girls Combined X Held at MOORE Dates 2/25-29

Part A	REVENUE ITEMS	Price(s)	Receipts	Totals
	Ticket Sales	\$6/\$2	\$5396.00	
	Broadcasting			
	Sponsorship			
	TOTAL REVENUE (1)			\$5396.00
Part B	EXPENSE ITEMS		Expenses	
	Game Officials		\$1260.00	
	Trophies		\$303.53	
	Travel for Participating Teams			
	Other Itemized Expenses approved by majority vote of schools in tournament (provide separate listing or list on back of this form)		\$522.50	
	TOTAL EXPENSES (2)			2804.49
Part C	Net Profit (Part A (1) minus Part B (2) total)			\$2591.51
Part D	Allowance to Host School - Maximum 15% for rental and incidental expenses unless otherwise approved by majority vote			
Part E	Profit Subject to Division by Schools (Part C minus Part D)			\$2591.51

LIST BELOW INDIVIDUAL AMOUNTS FOR DISTRICT TOURNAMENT NET PROFITS FROM PART E ABOVE, NOT INCLUDING TRAVEL EXPENSES

School	Amount	School	Amount
ASSUMPTION	287.95	WHITEFIELD	\$575.90
ATHERTON	575.90		
FERN CREEK	575.90		
MOORE	575.90		

PAID ATTENDANCE BY SESSIONS (Tickets Sold NOT money received)

BOYS			GIRLS			COMBINED		
Session	Paid		Session	Paid		Session	Paid	
1	79/9							
2	198/26							
3	242/38							
4	345/33							
5								
6								
7								
Total			Total			Total		

**** NOTE ** IF ANY OTHER PLAN FOR THE DIVISION OF TOURNAMENT RECEIPTS IS USED, A MAJORITY VOTE OF THE PARTICIPATING SCHOOLS MUST BE OBTAINED, DOCUMENTED, AND SENT TO THE KHSAA.**

STEVEN SILVANO
MANAGER

MOORE TRADITIONAL
SCHOOL

502-485-8711
DAYTIME PHONE



KHSAA District Basketball Tournament Financial Report
(return one copy to KHSAA by published deadlines. File separate reports if Girls and Boys
Tournaments are held separately)

KHSAA Form BK105
Rev 01/06

OFFICIALS	\$1,260.00
TROPHIES/PLAQUES	\$ 303.53
SECURITY	\$718.46
TICKET SELLERS	\$162.50
SUPPORT STAFF	\$210.00
TOURN. MGR	\$150.00
TOTAL.	\$2804.49



KHSAA District Basketball Tournament Financial Report
 (return one copy to KHSAA by published deadlines. File separate reports if Girls and Boys
 Tournaments are held separately)

KHSAA Form BK105
Rev 01/06

District # 27 Boys Girls X Combined Held at Sacred Heart Academy Dates 2/26 2/28

Part A	REVENUE ITEMS	Price(s)	Receipts	Totals
	Ticket Sales 2/26 \$830.00 2/28 \$80.00	\$6/\$3		\$1630.00
	Broadcasting			
	Sponsorship			
	TOTAL REVENUE (1)			\$1630.00
Part B	EXPENSE ITEMS		Expenses	
	Game Officials			\$540.00
	Trophies			\$147.06
	Travel for Participating Teams			
	Other Itemized Expenses approved by majority vote of schools in tournament (provide separate listing or list on back of this form)			\$715.00
TOTAL EXPENSES (2)			\$1402.06	
Part C	Net Profit (Part A (1) minus Part B (2) total)			\$227.94
Part D	Allowance to Host School - Maximum 15% for rental and incidental expenses unless otherwise approved by majority vote			\$0.00
Part E	Profit Subject to Division by Schools (Part C minus Part D)			\$227.94

LIST BELOW INDIVIDUAL AMOUNTS FOR DISTRICT TOURNAMENT NET PROFITS FROM PART E ABOVE, NOT INCLUDING TRAVEL EXPENSES

School	Amount	School	Amount
Ballard High School	\$56.98		
Sacred Heart Academy	\$56.98		
Seneca High School	\$56.98		
Waggener High School	\$56.98		

PAID ATTENDANCE BY SESSIONS (Tickets Sold NOT money received)

BOYS		GIRLS		COMBINED	
Session	Paid	Session	Paid	Session	Paid
1					
2					
3					
4					
5					
6					
7					
Total		Total		Total	

**** NOTE ** IF ANY OTHER PLAN FOR THE DIVISION OF TOURNAMENT RECEIPTS IS USED, A MAJORITY VOTE OF THE PARTICIPATING SCHOOLS MUST BE OBTAINED, DOCUMENTED, AND SENT TO THE KHSAA.**

Donna Moir
MANAGER

Sacred Heart Academy
SCHOOL

(502) 893-9353
DAYTIME PHONE



KHSAA District Basketball Tournament Financial Report
(return one copy to KHSAA by published deadlines. File separate reports if Girls and Boys
Tournaments are held separately)

KHSAA Form BK105
Rev 01/06

**27th District Basketball Tournament
Financial Report**

Expenses

Officials	\$540.00
Trophies	63.76
Awards	83.30
Security	240.00
Gateworkers	100.00
Announce	75.00
Scorekeeper	75.00
Trainer	75.00
Manager	150.00
Total	\$1402.06

Revenue

February 26, 2008	\$830.00
February 28, 2008	<u>\$800.00</u>
Total	\$1630.00

Revenue	\$1630.00
Expenses	<u>\$1402.06</u>
Net Profit	\$ 227.94



KHSAA District Basketball Tournament Financial Report
 (return one copy to KHSAA by published deadlines. File separate reports if Girls and Boys
 Tournaments are held separately)

KHSAA Form BK105
Rev 01/06

District # 27 Boys Girls Combined Held at Trinity Dates 2/25 & 2/27

Part A	REVENUE ITEMS	Price(s)	Receipts	Totals
	Ticket Sales		4806.00	
	Broadcasting			
	Sponsorship			
	TOTAL REVENUE (1)			4806.00
Part B	EXPENSE ITEMS		Expenses	
	Game Officials		540.00	
	Trophies		63.76	
	Travel for Participating Teams			
	Other Itemized Expenses approved in advance by majority vote of schools in tournament (provide separate listing or list on back of this form) <u>See Attached</u>		731.65	
	TOTAL EXPENSES (2)			1335.41
Part C	Net Profit (Part A (1) minus Part B (2) total)			3470.59
Part D	Allowance to Host School - Maximum 15% for rental and incidental expenses unless otherwise approved by majority vote			
Part E	Profit Subject to Division by Schools (Part C minus Part D)			3470.59

LIST BELOW INDIVIDUAL AMOUNTS FOR DISTRICT TOURNAMENT NET PROFITS FROM PART E ABOVE, NOT INCLUDING TRAVEL EXPENSES

School	Amount	School	Amount
<u>Ballard</u>	<u>867.64</u>		
<u>Seneca</u>	<u>867.64</u>		
<u>Trinity</u>	<u>867.64</u>		
<u>Waggener</u>	<u>867.64</u>		

PAID ATTENDANCE BY SESSIONS (Tickets Sold NOT money received)

BOYS		GIRLS		COMBINED	
Session	Paid	Session	Paid	Session	Paid
1					
2					
3					
4					
5					
6					
7					
Total		Total		Total	

**** NOTE ** IF ANY OTHER PLAN FOR THE DIVISION OF TOURNAMENT RECEIPTS IS USED, A MAJORITY VOTE OF THE PARTICIPATING SCHOOLS MUST BE OBTAINED, DOCUMENTED, AND SENT TO THE KHSAA.**

Dennis Lampler
MANAGER

Trinity High School
SCHOOL

502-895-6765
DAYTIME PHONE

2007-08 District Basketball Tournament
Financial Report

INCOME:	\$	3254.00	1 st Night
	\$	<u>1552.00</u>	2 nd Night
	\$	4806.00	Total Income

EXPENSES:		<u>1st night</u>	<u>2nd night</u>	<u>Total</u>
Officials	\$	360.00	\$180.00	\$ 540.00
Scorer	\$	20.00	\$ 10.00	\$ 30.00
Announcer	\$	20.00	\$ 10.00	\$ 30.00
Clock Operator	\$	20.00	\$ 10.00	\$ 30.00
Ticket Sellers (2 per night)	\$	100.00	\$ 50.00	\$ 150.00
Security (3 per night)	\$	200.00	\$100.00	\$ 300.00
Trophies	\$			\$ 63.76
Medals	\$			\$ 41.65
Tournament Manager	\$	150.00		<u>\$ 150.00</u>
				\$1335.41

Income: \$ 4806.00
Expenses: \$ 1335.41

Profit: \$ 3470.59
4 Shares \$ 867.64

Dennis Lampley, AD
Trinity High School

Schools Involved:
Ballard High School
Seneca High School
Trinity High School
Waggener High School



KHSAA District Basketball Tournament Financial Report
 (return one copy to KHSAA by published deadlines. File separate reports if Girls and Boys
 Tournaments are held separately)

KHSAA Form BK105
Rev 01/06

District # 28 Boys _____ Girls _____ Combined Held at Christian Academy of Louisville Dates 2/26,28
3/1

Part A	REVENUE ITEMS	Price(s)	Receipts	Totals
	Ticket Sales	\$6/\$3 under 12	9,058	
	Broadcasting		0	
	Sponsorship		0	
	TOTAL REVENUE (1)			
Part B	EXPENSE ITEMS		Expenses	
	Game Officials		1,080	
	Trophies		215.52	
	Travel for Participating Teams			
	Other Itemized Expenses approved by majority vote of schools in tournament (provide separate listing or list on back of this form) – Security and Site workers		865	
	TOTAL EXPENSES (2)			2160.52
Part C	Net Profit (Part A (1) minus Part B (2) total)			6,897.48
Part D	Allowance to Host School - Maximum 15% for rental and incidental expenses unless otherwise approved by majority vote			
Part E	Profit Subject to Division by Schools (Part C minus Part D)			6,897.48

LIST BELOW INDIVIDUAL AMOUNTS FOR DISTRICT TOURNAMENT NET PROFITS FROM PART E ABOVE, NOT INCLUDING TRAVEL EXPENSES

School	Amount	School	Amount
Christian Academy	1,724.37		
Eastern	1,724.37		
Jeffersontown	1,724.37		
Kentucky Country Day	1,724.37		

PAID ATTENDANCE BY SESSIONS (Tickets Sold NOT money received)

BOYS			GIRLS			COMBINED	
Session	Paid		Session	Paid		Session	Paid
1						1	255
2						2	455
3						3	841
4							
5							
6							
7							
Total			Total			Total	1,551

**** NOTE ** IF ANY OTHER PLAN FOR THE DIVISION OF TOURNAMENT RECEIPTS IS USED, A MAJORITY VOTE OF THE PARTICIPATING SCHOOLS MUST BE OBTAINED, DOCUMENTED, AND SENT TO THE KHSAA.**

Steve Shubert
MANAGER

Christian Academy
SCHOOL

502-244-3225 x1037
DAYTIME PHONE



KHSAA District Basketball Tournament Financial Report
 (return one copy to KHSAA by published deadlines. File separate reports if Girls and Boys
 Tournaments are held separately)

KHSAA Form BK105
Rev 01/06

District # 29 Boys Girls Combined X Held at Trimble County High School Dates 2/26,27,29

Part A	REVENUE ITEMS	Price(s)	Receipts	Totals
	Ticket Sales	\$5.00	\$8085.00	
	Broadcasting		0.00	
	Sponsorship		0.00	
	TOTAL REVENUE (1)			
Part B	EXPENSE ITEMS		Expenses	
	Game Officials		\$1175.00	
	Trophies (B/G Runner-Up)		\$130.70	
	Travel for Participating Teams		0.00	
	Other Itemized Expenses approved by majority vote of schools in tournament (provide separate listing or list on back of this form)		\$2243.63	
	TOTAL EXPENSES (2)			\$3549.33
Part C	Net Profit (Part A (1) minus Part B (2) total)			\$4535.67
Part D	Allowance to Host School - Maximum 15% for rental and incidental expenses unless otherwise approved by majority vote		\$680.35	
Part E	Profit Subject to Division by Schools (Part C minus Part D)			\$3855.32

LIST BELOW INDIVIDUAL AMOUNTS FOR DISTRICT TOURNAMENT NET PROFITS FROM PART E ABOVE, NOT INCLUDING TRAVEL EXPENSES

School	Amount	School	Amount
North Oldham	\$963.83		
Oldham County	\$963.83		
South Oldham	\$963.83		
Trimble County	\$963.83		

PAID ATTENDANCE BY SESSIONS (Tickets Sold NOT money received)

BOYS		GIRLS		COMBINED	
Session	Paid	Session	Paid	Session	Paid
1	364				
2	453				
3	800				
4					
5					
6					
7					
Total		Total		Total	

**** NOTE ** IF ANY OTHER PLAN FOR THE DIVISION OF TOURNAMENT RECEIPTS IS USED, A MAJORITY VOTE OF THE PARTICIPATING SCHOOLS MUST BE OBTAINED, DOCUMENTED, AND SENT TO THE KHSAA.**

Frank Ragland
MANAGER

Trimble County High School
SCHOOL

502-255-7781
DAYTIME PHONE

**29th District Basketball
Boys and Girls
2008
@ Trimble County
February 26, 27, 29**

Itemized Expenses

Itemized Expenses

Basketballs (6 Boys, 6 Girls, 2 Game)	\$	557.70
Champs T-Shirts (20 Boys, 20 Girls)	\$	200.00
All-Tourney Plaques (11 Boys, 11 Girls)	\$	390.00
Gym Cleanup (3 nights)	\$	150.00
Clock Keeper (3 nights)	\$	60.00
Official Scorer (3 nights)	\$	60.00
Public Address (3 nights)	\$	60.00
Gate Workers (2 per night for 3 nights)	\$	120.00
Hospitality Room Food	\$	345.93
Accountant/Bookkeeper	\$	50.00
Tournament Manager	\$	250.00
Total Expenses	\$	2,243.63

Content-class: urn:content-classes:message
Subject: 08 district financial report
Date: Fri, 18 Apr 2008 15:18:10 -0400
Thread-Topic: 08 district financial report
Thread-Index: AcihiPBvnQXmwH9JSxiGQVzQ0bTb0w==
From: "Higdon, Brian" <Brian.Higdon@spencer.kyschools.us>
To: <mday@khsaa.org>

District # 30 Boys _____ Girls _____ Combined x Held at Spencer County Dates 2/25-3/1

Part A	REVENUE ITEMS	Price(s)	Receipts	Totals
	Ticket Sales		9495.17	
	Broadcasting			
	Sponsorship			
	TOTAL REVENUE (1)			9495.17

Part B	EXPENSE ITEMS		Expenses	
	Game Officials		1151.00	
	Trophies		262.70	
	Travel for Participating Teams		0	
	Other Itemized Expenses approved by majority vote of schools in tournament (provide separate listing or list on back of this form)		2956.94	
	TOTAL EXPENSES (2)			4223.70

Part C	Net Profit (Part A (1) minus Part B (2) total)			5391.47
--------	--	--	--	---------

Part D	Allowance to Host School - Maximum 15% for rental and incidental expenses unless otherwise approved by majority vote		0	
--------	--	--	---	--

Part E	Profit Subject to Division by Schools (Part C minus Part D)			5391.47
--------	---	--	--	---------

LIST BELOW INDIVIDUAL AMOUNTS FOR DISTRICT TOURNAMENT NET PROFITS FROM PART E ABOVE, NOT INCLUDING TRAVEL EXPENSES

School	Amount	School	Amount
Eminence	\$450.00		
Anderson	\$1598.18		
Shelby	\$1710.68		
Spencer	\$1835.68		

PAID ATTENDANCE BY SESSIONS (Tickets Sold NOT money received)


BOYS			GIRLS			COMBINED		
Session	Paid		Session	Paid		Session	Paid	
1	76							
2	117							
3	141							
4	521							
5	248							
6	796							
7								
Total	1899		Total			Total		

**** NOTE ** IF ANY OTHER PLAN FOR THE DIVISION OF TOURNAMENT RECEIPTS IS USED, A MAJORITY VOTE OF THE PARTICIPATING SCHOOLS MUST BE OBTAINED, DOCUMENTED, AND SENT TO THE KHSAA.**

Brian Higdon
MANAGER

Spencer County High School
SCHOOL

502 477 3255
DAYTIME PHONE



KHSAA District Basketball Tournament Financial Report
 (return one copy to KHSAA by published deadlines. File separate reports if Girls and Boys Tournaments are held separately)

KHSAA Form BK105
 Rev 01/06

District # 31 Boys Girls Combined X Held at Henry County Dates 2-27-3-3

Part A	REVENUE ITEMS	Price(s)	Receipts	Totals
	Ticket Sales	5.00	12,989	
	Broadcasting			
	Sponsorship			
	TOTAL REVENUE (1)			12,989
Part B	EXPENSE ITEMS		Expenses	
	Game Officials		1,156	
	Trophies		64.53	
	Travel for Participating Teams			
	Other Itemized Expenses approved by majority vote of schools in tournament (provide separate listing or list on back of this form)		1900.00	
	TOTAL EXPENSES (2)			3,120.53
Part C	Net Profit (Part A (1) minus Part B (2) total)			9,868.47
Part D	Allowance to Host School - Maximum 15% for rental and incidental expenses unless otherwise approved by majority vote			
Part E	Profit Subject to Division by Schools (Part C minus Part D)			9,868.47

LIST BELOW INDIVIDUAL AMOUNTS FOR DISTRICT TOURNAMENT NET PROFITS FROM PART E ABOVE, NOT INCLUDING TRAVEL EXPENSES

School	Amount	School	Amount
Carroll Co.	2,467.12		
Gallatin Co.	2,467.12		
Henry Co.	2,467.12		
Owen Co.	2,467.12		

PAID ATTENDANCE BY SESSIONS (Tickets Sold NOT money received)

BOYS		GIRLS		COMBINED	
Session	Paid	Session	Paid	Session	Paid
1					409
2					939
3					359
4					876
5					
6					
7					
Total		Total		Total	2583

**** NOTE ** IF ANY OTHER PLAN FOR THE DIVISION OF TOURNAMENT RECEIPTS IS USED, A MAJORITY VOTE OF THE PARTICIPATING SCHOOLS MUST BE OBTAINED, DOCUMENTED, AND SENT TO THE KHSAA.**

Todd Gilley
 MANAGER

Henry Co.
 SCHOOL

502-845-8680
 DAYTIME PHONE

2007 DISTRICT 31 ITIMIZED EXPENSES

Event Workers.....	\$590
Hospitality Room.....	\$200
Security (<i>Ambulance</i>).....	\$150
Bookkeeper.....	\$ 50
"All Tournament" Plaques.....	\$200
Janitorial Services.....	\$460
Tournament Manager.....	\$250

\$1,900

Carroll County High School -\$322 from share for
Conference and Regional Banquets

Attn. Marsha Day



KHSAA District Basketball Tournament Financial Report
 (return one copy to KHSAA by published deadlines. File separate reports if Girls and Boys
 Tournaments are held separately)

KHSAA Form BK105
Rev 01/06

District # 32 Boys Girls Combined Held at Grant County Dates 2-25/26/28/29

Part A	REVENUE ITEMS	Price(s)	Receipts	Totals
	Ticket Sales	\$5.00	10,461.00	
	Broadcasting			
	Sponsorship			
	TOTAL REVENUE (1)			10,461.00
Part B	EXPENSE ITEMS		Expenses	
	Game Officials		1,274.00	
	Trophies		372.20	
	Travel for Participating Teams			
	Other Itemized Expenses approved by majority vote of schools in tournament (provide separate listing or list on back of this form)		2,849.25	
	TOTAL EXPENSES (2)			4,495.45
Part C	Net Profit (Part A (1) minus Part B (2) total)			5,965.55
Part D	Allowance to Host School - Maximum 15% for rental and incidental expenses unless otherwise approved by majority vote			
Part E	Profit Subject to Division by Schools (Part C minus Part D)			1,491.38

LIST BELOW INDIVIDUAL AMOUNTS FOR DISTRICT TOURNAMENT NET PROFITS FROM PART E ABOVE, NOT INCLUDING TRAVEL EXPENSES

School	Amount	School	Amount
Grant County	1,491.38		
Simon Kenton	1,491.38		
Walton Verona	1,491.38		
Williamstown	1,491.38		

PAID ATTENDANCE BY SESSIONS (Tickets Sold NOT money received)

BOYS			GIRLS			COMBINED	
Session	Paid		Session	Paid		Session	Paid
1							872
2							369
3							583
4							268
5							
6							
7							
Total			Total			Total	2,092

**** NOTE ** IF ANY OTHER PLAN FOR THE DIVISION OF TOURNAMENT RECEIPTS IS USED, A MAJORITY VOTE OF THE PARTICIPATING SCHOOLS MUST BE OBTAINED, DOCUMENTED, AND SENT TO THE KHSAA.**

Scott Shipp
 MANAGER
 Officials – 1,274.00
 Trophies – 372.20
 Balls – 933.70
 Meeting Food – 180.55
 Clean up – 100.00

Grant County
 SCHOOL
 Announcer – 120.00
 Timer – 120.00
 Scorer – 120.00
 Gate worker – 300.00
 Bookkeeper – 50.00

859-824-9739
 DAYTIME PHONE
 Security – 375.00
 Trainer – 300.00
 Tournament Dir. – 250.00



KHSAA District Basketball Tournament Financial Report
 (return one copy to KHSAA by published deadlines. File separate reports if Girls and Boys
 Tournaments are held separately)

KHSAA Form BK105
Rev 01/06

District # 33 Boys X Girls Combined Held at Conner High School Dates 2/25-29

Part A	REVENUE ITEMS	Price(s)	Receipts	Totals
	Ticket Sales	\$3 / \$5	\$7,836.45	
	Broadcasting			
	Sponsorship			
	TOTAL REVENUE (1)			\$7,836.45
Part B	EXPENSE ITEMS		Expenses	
	Game Officials		720	
	Trophies		127.52	
	Travel for Participating Teams			
	Other Itemized Expenses approved by majority vote of schools in tournament (provide separate listing or list on back of this form)		1,328	
	TOTAL EXPENSES (2)			\$2,175.52
Part C	Net Profit (Part A (1) minus Part B (2) total)			\$5,660.93
Part D	Allowance to Host School - Maximum 15% for rental and incidental expenses unless otherwise approved by majority vote		849.13	
Part E	Profit Subject to Division by Schools (Part C minus Part D)			\$4,811.80

LIST BELOW INDIVIDUAL AMOUNTS FOR DISTRICT TOURNAMENT NET PROFITS FROM PART E ABOVE, NOT INCLUDING TRAVEL EXPENSES-LESS BAND MEMBERS

School	Amount	School	Amount
Boone County High School	\$930.36	Saint Henry District High School	\$935.36
Conner High School	\$932.36		
Heritage Academy	\$962.36		
Larry A Ryle High School	\$945.36		

PAID ATTENDANCE BY SESSIONS (Tickets Sold NOT money received)

BOYS			GIRLS			COMBINED	
Session	Paid		Session	Paid		Session	Paid
1	143						
2	978						
3	713						
4							
5							
6							
7							
Total	1,834		Total			Total	

**** NOTE ** IF ANY OTHER PLAN FOR THE DIVISION OF TOURNAMENT RECEIPTS IS USED, A MAJORITY VOTE OF THE PARTICIPATING SCHOOLS MUST BE OBTAINED, DOCUMENTED, AND SENT TO THE KHSAA.**

Tom Stellman
MANAGER

Conner High School
SCHOOL

859-334-4400
DAYTIME PHONE

**BOYS 33RD DISTRICT BASKETBALL TOURNAMENT
MARCH 2008
EXPENSE REPORT
Submitted by Tom Stellman/Conner High School**

Trainer	\$ 45.00
Game Balls (2 @ \$66.50 ea)	133.00
Parking Attendants	250.00
Ticket/Gate Attendants	250.00
Pass Gate Worker	100.00
Scoreboard Operator	122.50
Announcer/Official Scorekeeper	175.00
Tournament Director	95.00
Financial Secretary	65.00
Custodial Services/Supplies	75.00
Breakfast Meeting	<u>17.50</u>
TOTAL EXPENSES	\$ 1,328



KHSAA District Basketball Tournament Financial Report
 (return one copy to KHSAA by published deadlines. File separate reports if Girls and Boys
 Tournaments are held separately)

KHSAA Form BK105
Rev 01/06

District # 33 Boys Girls X Combined Held at Conner High School Dates 2/25-28

Part A	REVENUE ITEMS	Price(s)	Receipts	Totals
	Ticket Sales	\$3 / \$5	\$5,323.85	
	Broadcasting			
	Sponsorship			
	TOTAL REVENUE (1)			\$5,323.85
Part B	EXPENSE ITEMS		Expenses	
	Game Officials		600	
	Trophies		127.52	
	Travel for Participating Teams			
	Other Itemized Expenses approved by majority vote of schools in tournament (provide separate listing or list on back of this form)		1,328	
	TOTAL EXPENSES (2)			\$2055.52
Part C	Net Profit (Part A (1) minus Part B (2) total)			\$3,268.33
Part D	Allowance to Host School - Maximum 15% for rental and incidental expenses unless otherwise approved by majority vote		490.24	
Part E	Profit Subject to Division by Schools (Part C minus Part D)			\$2,778.09

LIST BELOW INDIVIDUAL AMOUNTS FOR DISTRICT TOURNAMENT NET PROFITS FROM PART E ABOVE, NOT INCLUDING TRAVEL EXPENSES-LESS BAND MEMBERS

School	Amount	School	Amount
Boone County High School/32 Band Members	\$662.52		
Conner High School/30 Band Members	\$664.52		
Larry A Ryle High School/17 Band Members	\$677.52		
Saint Henry District High School	\$694.52		

PAID ATTENDANCE BY SESSIONS (Tickets Sold NOT money received)

BOYS			GIRLS			COMBINED		
Session	Paid		Session	Paid		Session	Paid	
1				582				
2				601				
3								
4								
5								
6								
7								
Total			Total	1183		Total		

**** NOTE ** IF ANY OTHER PLAN FOR THE DIVISION OF TOURNAMENT RECEIPTS IS USED, A MAJORITY VOTE OF THE PARTICIPATING SCHOOLS MUST BE OBTAINED, DOCUMENTED, AND SENT TO THE KHSAA.**

Tom Stellman
MANAGER

Conner High School
SCHOOL

859-334-4400
DAYTIME PHONE

**GIRLS 33RD DISTRICT BASKETBALL TOURNAMENT
MARCH 2008
EXPENSE REPORT**

Submitted by Tom Stellman/Conner High School

Trainer	\$ 45.00
Game Balls (2 @ \$66.50 ea)	133.00
Parking Attendants	250.00
Ticket/Gate Attendants	250.00
Pass Gate Worker	100.00
Scoreboard Operator	122.50
Announcer/Official Scorekeeper	175.00
Tournament Director	95.00
Financial Secretary	65.00
Custodial Services/Supplies	75.00
Breakfast Meeting	<u>17.50</u>
TOTAL EXPENSES	\$1,328.00



KHSAA District Basketball Tournament Financial Report
 (return one copy to KHSAA by published deadlines. File separate reports if Girls and Boys
 Tournaments are held separately)

KHSAA Form BK105
Rev 01/06

District # 34 Boys Girls Combined x Held at Ludlow High school Dates 2/25-2/29

Part A	REVENUE ITEMS	Price(s)	Receipts	Totals
	Ticket Sales		\$6112.00	
	Broadcasting		\$0	
	Sponsorship		\$0	
	TOTAL REVENUE (1)			\$6112.00
Part B	EXPENSE ITEMS		Expenses	
	Game Officials		\$1080.00	
	Trophies		\$127.52	
	Travel for Participating Teams		\$0	
	Other Itemized Expenses approved by majority vote of schools in tournament (provide separate listing or list on back of this form)		\$1194.49	
	TOTAL EXPENSES (2)			\$2402.01
Part C	Net Profit (Part A (1) minus Part B (2) total)			\$3709.99
Part D	Allowance to Host School - Maximum 15% for rental and incidental expenses unless otherwise approved by majority vote		\$556.50	
Part E	Profit Subject to Division by Schools (Part C minus Part D)			\$3153.49

LIST BELOW INDIVIDUAL AMOUNTS FOR DISTRICT TOURNAMENT NET PROFITS FROM PART E ABOVE, NOT INCLUDING TRAVEL EXPENSES

School	Amount	School	Amount
Dixie Heights	\$788.37		
Lloyd Memorial	\$788.37		
Ludlow	\$788.37 (\$556.50)		
Villa Madonna	\$788.37		

PAID ATTENDANCE BY SESSIONS (Tickets Sold NOT money received)

BOYS			GIRLS		COMBINED	
Session	Paid		Session	Paid	Session	Paid
1					1	161/104
2					2	189/197
3			3	88/107		
4	176/199					
5						
6						
7						
Total			Total		Total	

**** NOTE ** IF ANY OTHER PLAN FOR THE DIVISION OF TOURNAMENT RECEIPTS IS USED, A MAJORITY VOTE OF THE PARTICIPATING SCHOOLS MUST BE OBTAINED, DOCUMENTED, AND SENT TO THE KHSAA.**

Randy Borchers
MANAGER

Ludlow High School
SCHOOL

(859) 261-8211
DAYTIME PHONE



KHSAA District Basketball Tournament Financial Report
 (return one copy to KHSAA by published deadlines. File separate reports if Girls and Boys
 Tournaments are held separately)

KHSAA Form BK105
Rev 01/06

District # 35 Boys X Girls _____ Combined _____ Held at Holmes High School Dates 2/27/08 & 2/29/08

Part A	REVENUE ITEMS	Price(s)	Receipts	Totals
	Ticket Sales	\$3.00/\$5.00	\$8,630.55	
	Broadcasting		0	
	Sponsorship		0	
	TOTAL REVENUE (1)			\$8,630.55
Part B	EXPENSE ITEMS		Expenses	
	Game Officials		\$270.00	
	Trophies		\$112.00	
	Travel for Participating Teams		0	
	Other Itemized Expenses approved by majority vote of schools in tournament (provide separate listing or list on back of this form)		\$995.00	
	TOTAL EXPENSES (2)			\$1,377.00
Part C	Net Profit (Part A (1) minus Part B (2) total)			\$7,253.55
Part D	Allowance to Host School - Maximum 15% for rental and incidental expenses unless otherwise approved by majority vote		\$1088.00	
Part E	Profit Subject to Division by Schools (Part C minus Part D)			\$6,165.55

LIST BELOW INDIVIDUAL AMOUNTS FOR DISTRICT TOURNAMENT NET PROFITS FROM PART E ABOVE, NOT INCLUDING TRAVEL EXPENSES

School	Amount	School	Amount
Beechwood	\$1,541.39	Covington Catholic	\$1,541.39
Holmes	\$1,541.38	Holy Cross	\$1,541.39

PAID ATTENDANCE BY SESSIONS (Tickets Sold NOT money received)

BOYS			GIRLS			COMBINED		
Session	Paid		Session	Paid		Session	Paid	
1	1,234							
2	1,040							
3								
4								
5								
6								
7								
Total	2,274		Total			Total		

**** NOTE ** IF ANY OTHER PLAN FOR THE DIVISION OF TOURNAMENT RECEIPTS IS USED, A MAJORITY VOTE OF THE PARTICIPATING SCHOOLS MUST BE OBTAINED, DOCUMENTED, AND SENT TO THE KHSAA.**

Ron Madrick
MANAGER

Holmes High School
SCHOOL

(859) 655-9545 ext. 6360
DAYTIME PHONE



KHSAA District Basketball Tournament Financial Report
 (return one copy to KHSAA by published deadlines. File separate reports if Girls and Boys
 Tournaments are held separately)

KHSAA Form BK105
Rev 01/06

District # 36 Boys _____ Girls _____ Combined Held at HIGHLANDS HIGH SCHOOL Dates 2/25-3/1

Part A	REVENUE ITEMS	Price(s)	Receipts	Totals
	Ticket Sales	5/3	\$8083.00	
	Broadcasting		-	
	Sponsorship		-	
	TOTAL REVENUE (1)			
Part B	EXPENSE ITEMS		Expenses	
	Game Officials		1440.00	
	Trophies		215.52	
	Travel for Participating Teams		-	
	Other Itemized Expenses approved by majority vote of schools in tournament (provide separate listing or list on back of this form)		1247.00	
	TOTAL EXPENSES (2)			2902.52
Part C	Net Profit (Part A (1) minus Part B (2) total)			5180.48
Part D	Allowance to Host School - Maximum 15% for rental and incidental expenses unless otherwise approved by majority vote		518.00	
Part E	Profit Subject to Division by Schools (Part C minus Part D)			4662.48


LIST BELOW INDIVIDUAL AMOUNTS FOR DISTRICT TOURNAMENT NET PROFITS FROM PART E ABOVE, NOT INCLUDING TRAVEL EXPENSES

School	Amount	School	Amount
DAYTON	932.49	HIGHLANDS	932.52
BELLEVUE	932.49		
NEWPORT	932.49		
NEWPORT CENTRAL CATH	932.49		


PAID ATTENDANCE BY SESSIONS (Tickets Sold NOT money received)

BOYS			GIRLS			COMBINED		
Session	Paid		Session	Paid		Session	Paid	
1						1	3727.00	
2						2	925.00	
3						3	1745.00	
4						4	784.00	
5						5	902.00	
6								
7								
Total			Total			Total	8083.00	

**** NOTE ** IF ANY OTHER PLAN FOR THE DIVISION OF TOURNAMENT RECEIPTS IS USED, A MAJORITY VOTE OF THE PARTICIPATING SCHOOLS MUST BE OBTAINED, DOCUMENTED, AND SENT TO THE KHSAA.**



 MANAGER



 SCHOOL

 DAYTIME PHONE

859-815-2608

Fund Details
HIGHLANDS HIGH SCHOOL
 Entire Fiscal Year (7/1/2007 to 6/30/2008)

General (1)

Account		Balance 7/1/2007		Received		Disbursed		Transfers		Balance 6/30/2008	
36TH DISTRICT B/G BB TOURNAMENT (1.92)		\$0.00		\$8,083.00		\$2,782.52		(\$120.00)		\$5,180.48	
Date	Status	Number	Description	Explanation	Received	Disbursed	Transfer	Received	Disbursed	Transfer	Transfer
2/25/2008	SAP	8488	Bob Burkhardt	Off V GBB vs NCC 2/25/08	\$0.00	\$60.00	✓	\$0.00	\$60.00	✓	\$0.00
2/25/2008	SAP	8489	Lori Edgington	Off V GBB vs NCC 2/25/08	\$0.00	\$60.00	✓	\$0.00	\$60.00	✓	\$0.00
2/25/2008	SAP	8490	Ray Gabbard	Off V GBB vs NCC 2/25/08	\$0.00	\$60.00	✓	\$0.00	\$60.00	✓	\$0.00
2/25/2008	SAP	8491	Jason Reineke	Off V BBB vs NCC 2/25/08	\$0.00	\$60.00	✓	\$0.00	\$60.00	✓	\$0.00
2/25/2008	SAP	8492	Dan Shields	Off V BBB vs NCC 2/25/08	\$0.00	\$60.00	✓	\$0.00	\$60.00	✓	\$0.00
2/25/2008	SAP	8493	Bob Wright	Off V BBB vs NCC 2/25/08	\$0.00	\$60.00	✓	\$0.00	\$60.00	✓	\$0.00
2/26/2008	SAP	8513	Greg McDowell	Off V BBB - Bellevue vs Dayton 2/26/08	\$0.00	\$60.00	✓	\$0.00	\$60.00	✓	\$0.00
2/26/2008	SAP	8514	Ken Hicks	Off V BBB Bellevue vs Dayton 2/26/08	\$0.00	\$60.00	✓	\$0.00	\$60.00	✓	\$0.00
2/26/2008	SAP	8515	Bob Burkhardt	Off V BBB Bellevue vs Dayton 2/26/08	\$0.00	\$60.00	✓	\$0.00	\$60.00	✓	\$0.00
2/26/2008	SAP	8516	Dan Henry	Off V GBB Bellevue vs Dayton 2/26/08	\$0.00	\$60.00	✓	\$0.00	\$60.00	✓	\$0.00
2/26/2008	SAP	8517	John Osterhage	Off V GBB Bellevue vs Dayton 2/26/08	\$0.00	\$60.00	✓	\$0.00	\$60.00	✓	\$0.00
2/26/2008	SAP	8518	Ken Ellis	Off V GBB Bellevue vs Dayton 2/26/08	\$0.00	\$60.00	✓	\$0.00	\$60.00	✓	\$0.00
2/26/2008	SAP	R5527	Carolyn Smith	Rcpt#: 5527 - [Carolyn Smith] HHS B/G BB vs NCC 2/25/08	\$2,170.00	\$0.00		\$2,170.00	\$0.00		\$0.00
2/26/2008	SAP	R5528	Carolyn Smith	Rcpt#: 5528 - [Carolyn Smith] HHS B/G BB vs NCC 2/25/08	\$1,557.00	\$0.00		\$1,557.00	\$0.00		\$0.00
2/27/2008	SAP	8525	Dan Henry	Off V BBB vs Newport 2/27/08	\$0.00	\$60.00	✓	\$0.00	\$60.00	✓	\$0.00
2/27/2008	SAP	8526	John Osterhage	Off V BBB vs Newport 2/27/08	\$0.00	\$60.00	✓	\$0.00	\$60.00	✓	\$0.00
2/27/2008	SAP	8527	Henry Drees	Off V BBB vs Newport 2/27/08	\$0.00	\$60.00	✓	\$0.00	\$60.00	✓	\$0.00
2/27/2008	SAP	8528	Ken Hicks	Off V GBB vs Newport 2/27/08	\$0.00	\$60.00	✓	\$0.00	\$60.00	✓	\$0.00
2/27/2008	SAP	8529	Dan Shields	Off V GBB vs Newport 2/27/08	\$0.00	\$60.00	✓	\$0.00	\$60.00	✓	\$0.00
2/27/2008	SAP	8530	Jon Campbell	Off V GBB vs Newport 2/27/08	\$0.00	\$60.00	✓	\$0.00	\$60.00	✓	\$0.00
2/29/2008	SAP	8534	Carl Fitzer	Off V GBB vs Dayton 2/29/08	\$0.00	\$60.00	✓	\$0.00	\$60.00	✓	\$0.00
2/29/2008	SAP	8535	Lori Edgington	Off V GBB vs Dayton 2/29/08	\$0.00	\$60.00	✓	\$0.00	\$60.00	✓	\$0.00
2/29/2008	SAP	8536	Ray Gabbard	Off V GBB vs Dayton 2/29/08	\$0.00	\$60.00	✓	\$0.00	\$60.00	✓	\$0.00
2/29/2008	SAP	8537	Charlie Chappie	Off V BBB vs Bellevue 3/1/08	\$0.00	\$60.00	✓	\$0.00	\$60.00	✓	\$0.00
2/29/2008	SAP	8538	James Pouncy	Off V BBB vs Bellevue 3/1/08	\$0.00	\$60.00	✓	\$0.00	\$60.00	✓	\$0.00
2/29/2008	SAP	8539	Ray Gabbard	Off V BBB vs Bellevue 3/1/08	\$0.00	\$60.00	✓	\$0.00	\$60.00	✓	\$0.00
2/29/2008	SAP	8540	Clay Cecil	traffic controller - 4 days supervisor	\$0.00	\$60.00	✓	\$0.00	\$60.00	✓	\$0.00
2/29/2008	SAP	8541	Carolyn Smith	ticket seller/taker - 2/25,26,27,29 & 3/1	\$0.00	\$250.00	✓	\$0.00	\$250.00	✓	\$0.00
2/29/2008	SAP	8542	Ron Welch	ticket seller/taker 2/25	\$0.00	\$240.00	✓	\$0.00	\$240.00	✓	\$0.00
2/29/2008	SAP	8543	Missy Welch	ticket seller/taker 2/25	\$0.00	\$60.00	✓	\$0.00	\$60.00	✓	\$0.00
2/29/2008	SAP	8545	Tom Arnold	Announcer - 2/25,27	\$0.00	\$30.00	✓	\$0.00	\$30.00	✓	\$0.00
2/29/2008	SAP	8546	Michael Eaton	Announcer 2/26	\$0.00	\$15.00	✓	\$0.00	\$15.00	✓	\$0.00
2/29/2008	SAP	8547	Dave Newman	time keeper - 2/25,26,27,29,3/1	\$0.00	\$160.00	✓	\$0.00	\$160.00	✓	\$0.00
2/29/2008	SAP	8548	Ron Sity	scorekeeper 2/25,26,27,3/1	\$0.00	\$100.00	✓	\$0.00	\$100.00	✓	\$0.00
2/29/2008	SAP	8549	Michael Jansen, Jr	traffic controller - 2/25	\$0.00	\$15.00	✓	\$0.00	\$15.00	✓	\$0.00
2/29/2008	SAP	8550	Sarah Henderson	scorekeeper - 2/25,27,29	\$0.00	\$60.00	✓	\$0.00	\$60.00	✓	\$0.00
2/29/2008	SAP	8551	Jake Donelan	announcer - 2/25,26,27,29	\$0.00	\$60.00	✓	\$0.00	\$60.00	✓	\$0.00
2/29/2008	SAP	R5533	Ft. Thomas Independent Schools	Rcpt#: 5533 - [Ft. Thomas Independent Schools] V B/G BB Bellevue vs Dayton 2/26/08	\$925.00	\$0.00		\$925.00	\$0.00		\$0.00
2/29/2008	SAP	R5537	Ft. Thomas Independent Schools	Rcpt#: 5537 - [Ft. Thomas Independent Schools] V B/G BB vs Newport 2/27/08	\$1,745.00	\$0.00		\$1,745.00	\$0.00		\$0.00

Fund Details
HIGHLANDS HIGH SCHOOL
 Entire Fiscal Year (7/1/2007 to 6/30/2008)

Date	Status	Number	Description	Explanation	Received	Disbursed	Transfer
3/4/2008	SAP	R5547	Willie Schlarman	Rcpt# 5547 - [Willie Schlarman] V GBB vs Dayton 2/29/08	\$784.00	\$0.00	\$0.00
3/4/2008	SAP	R5548	Willie Schlarman	Rcpt# 5548 - [Willie Schlarman] V BBB vs Bellevue 3/1/08	\$902.00	\$0.00	\$0.00
3/11/2008	SAP	8607	Kattus Pro-Team Sports, Inc	basketball nets	\$0.00	\$42.00	\$0.00
3/11/2008	SAP	8608	Trophy Awards	All-tourney team	\$0.00	\$88.00	\$0.00
3/11/2008	SAP	8609	Sarah Henderson	scorekeeper 2/28/08	\$0.00	\$20.00	\$0.00
3/11/2008	SAP	8610	Jake Donelan	announcer for boys' final	\$0.00	\$15.00	\$0.00
3/11/2008	SAP	8615	Conference Medal and Trophy Co., Inc.	district runners-up	\$0.00	\$127.52	\$0.00
3/11/2008	XFER	26	Transfer to Hospitality	food for draw	\$0.00	\$0.00	(\$120.00)
OVERALL TOTAL					\$8,083.00	\$2,782.52 (\$120.00)	\$5,180.48



KHSAA District Basketball Tournament Financial Report
 (return one copy to KHSAA by published deadlines. File separate reports if Girls and Boys
 Tournaments are held separately)

KHSAA Form BK105
Rev 01/06

District # 37 Boys Girls Combined X Held at Campbell Co. M. S. Dates 2/25-3/1/08

Part A	REVENUE ITEMS	Price(s)	Receipts	Totals
	Ticket Sales	\$5.00	\$11,945.00	
	Broadcasting			
	Sponsorship			
	TOTAL REVENUE (1)			\$11,945.00
Part B	EXPENSE ITEMS		Expenses	
	Game Officials		\$1,682.25	
	Trophies		\$ 240.00	
	Travel for Participating Teams			
	Other Itemized Expenses approved by majority vote of schools in tournament (provide separate listing or list on back of this form)		\$ 4,429.00	
	TOTAL EXPENSES (2)			\$ 6,351.25
Part C	Net Profit (Part A (1) minus Part B (2) total)			\$ 5,593.75
Part D	Allowance to Host School - Maximum 15% for rental and incidental expenses unless otherwise approved by majority vote		\$ 1,000.00	
Part E	Profit Subject to Division by Schools (Part C minus Part D)			\$ 4,593.75

LIST BELOW INDIVIDUAL AMOUNTS FOR DISTRICT TOURNAMENT NET PROFITS FROM PART E ABOVE, NOT INCLUDING TRAVEL EXPENSES

School	Amount	School	Amount
Bishop Brossart	\$ 918.75	Silver Grove	\$ 918.75
Calvary Christian	\$ 1,418.75 (host)		
Scott H. S.	\$ 1,418.75 (host)		
Campbell Co.	\$ 918.75		

PAID ATTENDANCE BY SESSIONS (Tickets Sold NOT money received)

BOYS			GIRLS			COMBINED	
Session	Paid		Session	Paid		Session	Paid
1							158
2							573
3							471
4							576
5							611
6							
7							
Total			Total			Total	2389

**** NOTE ** IF ANY OTHER PLAN FOR THE DIVISION OF TOURNAMENT RECEIPTS IS USED, A MAJORITY VOTE OF THE PARTICIPATING SCHOOLS MUST BE OBTAINED, DOCUMENTED, AND SENT TO THE KHSAA.**

Bob Jones
MANAGER

Campbell County High School
SCHOOL

859-448-4896
DAYTIME PHONE



KHSAA District Basketball Tournament Financial Report
 (return one copy to KHSAA by published deadlines. File separate reports if Girls and Boys
 Tournaments are held separately)

KHSAA Form BK105
Rev 01/06

District # 38 Boys _____ Girls _____ Combined Held at Harrison Co. High School Dates Feb. 25, 26, 28, 29

Part A	REVENUE ITEMS	Price(s)	Receipts	Totals
	Ticket Sales	\$5	\$12,095.00	
	Broadcasting		0	
	Sponsorship		0	
	TOTAL REVENUE (1)			\$12,095.00
Part B	EXPENSE ITEMS		Expenses	
	Game Officials		\$1164.60	
	Trophies		\$130.70	
	Travel for Participating Teams		\$621	
	Other Itemized Expenses approved by majority vote of schools in tournament (provide separate listing or list on back of this form)		\$2449.35 (attached)	
	TOTAL EXPENSES (2)			\$4365.65
Part C	Net Profit (Part A (1) minus Part B (2) total)			\$7729.35
Part D	Allowance to Host School - Maximum 15% for rental and incidental expenses unless otherwise approved by majority vote		X	
Part E	Profit Subject to Division by Schools (Part C minus Part D)			\$7729.35

LIST BELOW INDIVIDUAL AMOUNTS FOR DISTRICT TOURNAMENT NET PROFITS FROM PART E ABOVE, NOT INCLUDING TRAVEL EXPENSES

School	Amount	School	Amount
Deming High School	\$1932.3475		
Harrison Co. High School	\$1932.3475		
Nicholas Co. High School	\$1932.3475		
Pendleton Co. High School	\$1932.3475		

PAID ATTENDANCE BY SESSIONS (Tickets Sold NOT money received)

BOYS			GIRLS			COMBINED		
Session	Paid		Session	Paid		Session	Paid	
1						1	698	
2						2	538	
3						3	327	
4						4	856	
5								
6								
7								
Total			Total			Total	2577	

**** NOTE ** IF ANY OTHER PLAN FOR THE DIVISION OF TOURNAMENT RECEIPTS IS USED, A MAJORITY VOTE OF THE PARTICIPATING SCHOOLS MUST BE OBTAINED, DOCUMENTED, AND SENT TO THE KHSAA.**

Lee Kendall
MANAGER

Harrison County High School
SCHOOL

859-234-7117
DAYTIME PHONE

38th District Basketball Tournament

Feb. 25, 26, 28, 29 2008

Financial Report Addendum

Officials: \$55 per game, plus one mileage per crew, per game

Boys

Clayton Brooks -- \$165

Mark Harrison -- \$263.10

Doug Clay -- \$165

TOTAL -- \$1164.60

Girls

Mike Acres -- \$165

David Hall -- \$244.50

Kevin Massie -- \$165

Allowance to Host School -- **\$500 (Nicholas Co.)**

Tournament Manager -- \$100 per session = **\$400**

Gate Workers: **\$523.35**

Gym Cleanup: **\$450**

Trainer: **\$100**

Hospitality Room: **\$200**

Basketball, Nets, Scorebooks: **\$96**

Team Travel: \$1.50 per mile, round trip for one (1) bus each night of play (boys and girls combined)

Deming -- 50 miles @ \$1.50 x 3 trips = **\$225**

Nicholas Co. -- 40 miles @ \$1.50 x 2 trips = **\$120**

Pendleton Co. -- 46 miles @ \$1.50 x 4 trips = **\$276**

Final Shares

<u>School</u>	<u>Share</u>	<u>Travel Allowance</u>	<u>Host School</u>	<u>Net Share</u>
Deming	\$1932.34	\$225	N/A	\$2157.34
Harrison Co.	\$1932.34	N/A	N/A	\$1932.34
Nicholas Co.	\$1932.34	\$120	\$500	\$2552.34
Pendleton Co.	\$1932.34	\$276	N/A	\$2208.34



KHSAA District Basketball Tournament Financial Report
 (return one copy to KHSAA by published deadlines. File separate reports if Girls and Boys
 Tournaments are held separately)

KHSAA Form BK105
Rev 01/06

District # 39 Boys Girls Combined X Held at Bracken County HS Dates 2-25,26,28

Part A	REVENUE ITEMS	Price(s)	Receipts	Totals
	Ticket Sales	\$5.00	\$11,375.00	
	Broadcasting			
	Sponsorship			
	TOTAL REVENUE (1)			\$11,375.00
Part B	EXPENSE ITEMS		Expenses	
	Game Officials		\$1,245.60	
	Trophies		0.00	
	Travel for Participating Teams		100.00	
	Other Itemized Expenses approved by majority vote of schools in tournament (provide separate listing or list on back of this form)		663.85	
	TOTAL EXPENSES (2)			\$2009.45
Part C	Net Profit (Part A (1) minus Part B (2) total)			\$9,365.55
Part D	Allowance to Host School - Maximum 15% for rental and incidental expenses unless otherwise approved by majority vote		\$1,800.00	
Part E	Profit Subject to Division by Schools (Part C minus Part D)			\$7,565.55

LIST BELOW INDIVIDUAL AMOUNTS FOR DISTRICT TOURNAMENT NET PROFITS FROM PART E ABOVE, NOT INCLUDING TRAVEL EXPENSES

School	Amount	School	Amount
Augusta High School	\$1891.39		
Bracken County High School	\$1891.39		
Mason County High School	\$1891.39		
St. Patrick High School	\$1891.39		

PAID ATTENDANCE BY SESSIONS (Tickets Sold NOT money received)

BOYS		GIRLS		COMBINED	
Session	Paid	Session	Paid	Session	Paid
1				1	739
2				2	699
3				3	837
4					
5					
6					
7					
Total		Total		Total	2275

**** NOTE ** IF ANY OTHER PLAN FOR THE DIVISION OF TOURNAMENT RECEIPTS IS USED, A MAJORITY VOTE OF THE PARTICIPATING SCHOOLS MUST BE OBTAINED, DOCUMENTED, AND SENT TO THE KHSAA.**

Jenny C. Ray
MANAGER

Bracken County High School
SCHOOL

606-735-3153
DAYTIME PHONE



Bracken County High School

350 West Miami Street Brooksville, KY 41004 (606)735-3153 (606)735-2549

DISTRICT TOURNAMENT ITEMIZED EXPENSES

Announcer	\$ 60.00
2 Nets & 2 Basketballs	100.00
Scorer	60.00
Tickets	23.85
Timer	60.00
Tournament Manager	300.00
Trainer	60.00
-----	-----
Total	\$663.85



KHSAA District Basketball Tournament Financial Report
 (return one copy to KHSAA by published deadlines. File separate reports if Girls and Boys
 Tournaments are held separately)

KHSAA Form BK105
Rev 01/06

District # 40 Boys X Girls Combined Held at Montgomery County Dates Feb.25-27-29

Part A	REVENUE ITEMS	Price(s)	Receipts	Totals
	Ticket Sales		\$9450.00	
	Broadcasting			
	Sponsorship			
	TOTAL REVENUE (1)			\$9450.00
Part B	EXPENSE ITEMS		Expenses	
	Game Officials		\$658.80	
	Trophies		\$70.19	
	Travel for Participating Teams		_____	
	Other Itemized Expenses approved by majority vote of schools in tournament (provide separate listing or list on back of this form)		included	
	TOTAL EXPENSES (2)			\$1833.90
Part C	Net Profit (Part A (1) minus Part B (2) total)			\$7616.10
Part D	Allowance to Host School - Maximum 15% for rental and incidental expenses unless otherwise approved by majority vote		_____	
Part E	Profit Subject to Division by Schools (Part C minus Part D)			7616.10

LIST BELOW INDIVIDUAL AMOUNTS FOR DISTRICT TOURNAMENT NET PROFITS FROM PART E ABOVE, NOT INCLUDING TRAVEL EXPENSES

School	Amount	School	Amount
Bourbon County	1864.03		
Clark County	1904.03		
Paris	1904.03		
Montgomery County	1829.01		

PAID ATTENDANCE BY SESSIONS (Tickets Sold NOT money received)

BOYS			GIRLS			COMBINED		
Session	Paid		Session	Paid		Session	Paid	
1	323							
2	208							
3	1359							
4								
5								
6								
7								
Total	1890		Total			Total		

**** NOTE ** IF ANY OTHER PLAN FOR THE DIVISION OF TOURNAMENT RECEIPTS IS USED, A MAJORITY VOTE OF THE PARTICIPATING SCHOOLS MUST BE OBTAINED, DOCUMENTED, AND SENT TO THE KHSAA.**

Pat Pison
MANAGER

MONTGOMERY COUNTY
SCHOOL

859-497-8265
DAYTIME PHONE

40th District Boys
Feb. 25-27-29
@ Montgomery Co.

<u>Session</u>	<u>Tickets Sold</u>	<u>Total Money</u>	<u>Pass Door</u>	<u>Total Attendance</u>
(1) Feb. 25-08	323	\$1615.00	179	502
(2) Feb. 27-08	208	\$1040.00	203	411
(3) Feb. 29-08	<u>1359</u>	<u>\$6795.00</u>	<u>282</u>	<u>1641</u>
Total	1890	\$9450.00	664	2554

Expenses


Officials	\$495.00
Officials Mileage	\$163.80
Scorer	\$ 45.00
Timer	\$ 45.00
Announcer	\$ 45.00
Stats	\$ 45.00
Trainer	\$100.00
Tournament Manager	\$200.00
Trophies	\$ 70.19
Security/Police	\$200.00
Gate Workers	\$225.00
Clean-up	\$200.00
Hospitality Room	<u>\$150.00</u>
Total	\$1983.90
Total Receipts	\$9450.00
Total Expenses	<u>\$1983.90</u>
Net Receipts	\$7466.10

<u>School</u>	<u>Share</u>	<u>Minus Tickets Charged @ Game</u>	<u>Net Share</u>
Bourbon	\$1866.53	8 @ \$5.00 = \$40.00	\$1826.53
Clark	\$1866.53	_____	\$1866.53
Paris	\$1866.53	_____	\$1866.53
Montgomery	<u>\$1866.51</u>	<u>8+7= 15 \$75.00</u>	<u>\$1791.51</u>
Total	\$7466.10	115	\$7351.10

GEORGE ROGER CLARK HIGH SCHOOL
 40TH DISTRICT GIRLS BASKETBALL TOURNAMENT
 FEBRUARY 25th, 26th, 27th, 2008

RECEIPTS	DATE	TICKETS SOLD	COST	TOTAL RECEIPTS
	25-Feb	361	\$ 5.00	\$ 1,805.00
	26-Feb	171	\$ 5.00	\$ 855.00
	27-Feb	310	\$ 5.00	\$ 1,550.00
TOTAL RECEIPTS				\$ 4,210.00
DISBURSEMENTS				
		Announcer		\$ 45.00
		Clean-up		\$ 300.00
		Clock		\$ 45.00
		Gateworker		\$ 100.00
		Hospitality Room		\$ 150.00
		Referees		\$ 558.00
		Scorekeeper		\$ 45.00
		Security		\$ 180.00
		Tournament Manager		\$ 150.00
		Trophies		\$ 65.35
TOTAL REIMBURSEMENTS				\$ 1,638.35
BALANCE				\$ 2,571.65
Bourbon County				\$ 642.91
George Rogers Clark				\$ 642.92
Montgomery County				\$ 642.91
Paris				\$ 642.91
TOTAL				\$ 2,571.65

Respectfully Submitted,


 Jackie McCloud,
 GRC Athletic Director


 Gordon Parido,
 GRC Principal



KHSAA District Basketball Tournament Financial Report
 (return one copy to KHSAA by published deadlines. File separate reports if Girls and Boys
 Tournaments are held separately)

KHSAA Form BK105
Rev 01/06

District 41 Boys Girls Combined Held at Frankfort Convention Center Dates 2/26, 2/27, 2/29/08

Part A	REVENUE ITEMS	Price(s)	Receipts	Totals
	Ticket Sales	5.00	\$9,360.00	
	Broadcasting		150.00	
	Sponsorship		3,000.00	
	TOTAL REVENUE (1)			\$12,510.00
Part B	EXPENSE ITEMS		Expenses	
	Game Officials		\$1,228.50	
	Trophies		551.52	
	Travel for Participating Teams		--0--	
	Other Itemized Expenses approved by majority vote of schools in tournament (provide separate listing or list on back of this form)		4,334.00	
	TOTAL EXPENSES (2)			\$6,114.02
Part C	Net Profit (Part A (1) minus Part B (2) total)			\$6,395.98
Part D	Allowance to Host School - Maximum 15% for rental and incidental expenses unless otherwise approved by majority vote		--0--	
Part E	Profit Subject to Division by Schools (Part C minus Part D)			\$6,395.98

LIST BELOW INDIVIDUAL AMOUNTS FOR DISTRICT TOURNAMENT NET PROFITS FROM PART E ABOVE, NOT INCLUDING TRAVEL EXPENSES

School	Amount	School	Amount
Frankfort High School	\$1,599.00		
Franklin Co. High School	\$1,598.98		
Western Hills High School	\$1,599.00		
Woodford Co. High School	\$1,599.00		

PAID ATTENDANCE BY SESSIONS (Tickets Sold NOT money received)

BOYS		GIRLS		COMBINED	
Session	Paid	Session	Paid	Session	Paid
1				1-2/26/08	647
2				2-2/27/08	578
3				3-2/29/08	647
4					
5					
6					
7					
Total		Total		Total	1872

**** NOTE ** IF ANY OTHER PLAN FOR THE DIVISION OF TOURNAMENT RECEIPTS IS USED, A MAJORITY VOTE OF THE PARTICIPATING SCHOOLS MUST BE OBTAINED, DOCUMENTED, AND SENT TO THE KHSAA.**

Tim D. Spitzer
MANAGER

Franklin Co. High School
SCHOOL

859-420-2550
DAYTIME PHONE



KHSAA District Basketball Tournament Financial Report
 (return one copy to KHSAA by published deadlines. File separate reports if Girls and Boys
 Tournaments are held separately)

KHSAA Form BK105
Rev 01/06

District # 42 Boys Girls Combined x Held at Bryan Station High School Dates 2/26, 2/27 & 2/29/08

Part A	REVENUE ITEMS	Price(s)	Receipts	Totals
	Ticket Sales	\$5.00	\$13,131.30	
	Broadcasting			
	Sponsorship			
	TOTAL REVENUE (1)			\$13,131.30
Part B	EXPENSE ITEMS		Expenses	
	Game Officials		\$1,090.80	
	Trophies		127.52	
	Travel for Participating Teams			
	Other Itemized Expenses approved by majority vote of schools in tournament (provide separate listing or list on back of this form)		\$1,197.64	
	TOTAL EXPENSES (2)			\$2,415.96
Part C	Net Profit (Part A (1) minus Part B (2) total)			\$10,715.34
Part D	Allowance to Host School - Maximum 15% for rental and incidental expenses unless otherwise approved by majority vote		\$1,607.30	
Part E	Profit Subject to Division by Schools (Part C minus Part D)			\$9,108.04

LIST BELOW INDIVIDUAL AMOUNTS FOR DISTRICT TOURNAMENT NET PROFITS FROM PART E ABOVE, NOT INCLUDING TRAVEL EXPENSES

School	Amount	School	Amount
Bryan Station High School	\$2,277.01		
Henry Clay High School	\$2,277.01		
Sayre School	\$2,277.01		
Scott County High School	\$2,277.01		

PAID ATTENDANCE BY SESSIONS (Tickets Sold NOT money received)

BOYS			GIRLS			COMBINED	
Session	Paid		Session	Paid		Session	Paid
1						1	364
2						2	703
3						3	1,557
4							
5							
6							
7							
Total			Total			Total	2,624

**** NOTE ** IF ANY OTHER PLAN FOR THE DIVISION OF TOURNAMENT RECEIPTS IS USED, A MAJORITY VOTE OF THE PARTICIPATING SCHOOLS MUST BE OBTAINED, DOCUMENTED, AND SENT TO THE KHSAA.**

Rick Jensen
MANAGER

Bryan Station High School
SCHOOL

859-381-3308 x4289
DAYTIME PHONE



KHSAA District Basketball Tournament Financial Report
 (return one copy to KHSAA by published deadlines. File separate reports if Girls and Boys
 Tournaments are held separately)

KHSAA Form BK105
Rev 01/06

District # 43 Boys X Girls X Combined X Held at Henry Clay Dates 2/25-2/29

Part A	REVENUE ITEMS	Price(s)	Receipts	Totals
	Ticket Sales	\$5.00	\$14,155.00	
	Broadcasting			
	Sponsorship			
	TOTAL REVENUE (1)			\$14,155.00
Part B	EXPENSE ITEMS		Expenses	
	Game Officials		\$1,800.00	
	Trophies / <i>Plaques</i>		356.54	
	Travel for Participating Teams			
	Other Itemized Expenses approved by majority vote of schools in tournament (provide separate listing or list on back of this form)		4,095.90	
	TOTAL EXPENSES (2)		ON BACK	6,252.44
Part C	Net Profit (Part A (1) minus Part B (2) total)			7,902.56
Part D	Allowance to Host School - Maximum 15% for rental and incidental expenses unless otherwise approved by majority vote		2,634.20	
Part E	Profit Subject to Division by Schools (Part C minus Part D)			\$5,268.36

LIST BELOW INDIVIDUAL AMOUNTS FOR DISTRICT TOURNAMENT NET PROFITS FROM PART E ABOVE, NOT INCLUDING TRAVEL EXPENSES

School	Amount	School	Amount
Lafayette	\$1,317.09		
Lexington Catholic	1,317.09		
Paul Dunbar	1,317.09		
Tates Creek	1,317.09		

PAID ATTENDANCE BY SESSIONS (Tickets Sold NOT money received)

BOYS		GIRLS		COMBINED	
Session	Paid	Session	Paid	Session	Paid
1				1	376
2				2	986
3				3	522
4				4	947
5					
6					
7					
Total		Total		Total	

**** NOTE ** IF ANY OTHER PLAN FOR THE DIVISION OF TOURNAMENT RECEIPTS IS USED, A MAJORITY VOTE OF THE PARTICIPATING SCHOOLS MUST BE OBTAINED, DOCUMENTED, AND SENT TO THE KHSAA.**

Brad Walls, Athletic Director
MANAGER

Lexington Christian Academy
SCHOOL

859-422-5766
DAYTIME PHONE

Basketballs - \$64.⁰⁰

Custodial Staff - \$792.⁸⁸

Security - \$2,639.⁰²

Stats - \$600



Eastern Kentucky University Department of Athletics

FAX COVER SHEET

Date: 4-18-07

To: Marsha Day

Fax #: 859-893-5999

No. of Pages (including cover): 2

From: David Parke
Athletics Business Manager
Office: (859) 622-2121
Fax: (859) 622-5108

Comments: with District - Boys/Girls Finance Report

KHSAA DISTRICT BASKETBALL TOURNAMENT FINANCIAL REPORT ----2008

(A) REVENUE:		RECEIPTS	TOTALS
TICKET SALES:		\$12,685.00	
BROADCASTING:		\$0.00	
SPONSORSHIP:		\$0.00	
AT SCHOOL:		\$625.00	
TOTAL REVENUE:		\$13,310.00	\$13,310.00

(B) EXPENSE ITEMS:

GAME OFFICIALS:	\$1,206.00	
TROPHIES:	\$789.77	
ESCROW:	\$0.00	
WORKERS:	\$1,730.00	
RENTAL:	\$700.00	
HOSPITALITY:	\$900.00	
SOLD AT SCHOOL--MC/50;MS/75	\$625.00	
TOTAL EXPENSES:	\$5,950.77	\$5,950.77

(C) NET PROFIT: **\$7,359.23**

(D) HOST SCHOOL: **\$0.00**
 (MAXIMUM OF 15% UNLESS VOTED ON BY MAJORITY)

TOTAL: **\$0.00**

(E) PROFIT SUBJECT TO DIVISION BY SCHOOLS:

1.	BEREA	1996.06+156.25=	\$2,152.31
2.	MADISON CENTRAL	1996.05-250-158.25=	\$1,589.80
3.	MADISON SOUTHERN	1996.05-375-158.25=	\$1,464.81
4.	MODEL	1996.06+156.25=	\$2,152.31
TOTAL:			\$7,359.23

PAID ATTENDANCE BY SESSIONS

	BOYS--PAID	GIRLS--PAID	COMBINED--PAID
1.			624
2.			751
3.			1287
4.			
5.			
6.			
7.			
TOTALS:	0	0	2662

#44



KHSAA District Basketball Tournament Financial Report
 (return one copy to KHSAA by published deadlines. File separate reports if Girls and Boys
 Tournaments are held separately)

KHSAA Form BK105
Rev 01/06

District # 45 Boys _____ Girls _____ Combined Held at Lincoln Co. High School / Dates Feb 25-29

Part A	REVENUE ITEMS	Price(s)	Receipts	Totals
	Ticket Sales	\$3.85	14,482.00	
	Broadcasting			
	Sponsorship			
	TOTAL REVENUE (1)			\$14,482.00
Part B	EXPENSE ITEMS		Expenses	
	Game Officials		\$1923.00	
	Trophies		\$1163.70	
	Travel for Participating Teams			
	Other Itemized Expenses approved in advance by majority vote of schools in tournament (provide separate listing or list on back of this form)		\$310.00	
	TOTAL EXPENSES (2)			\$6196.70
Part C	Net Profit (Part A (1) minus Part B (2) total)			\$8285.30
Part D	Allowance to Host School - Maximum 15% for rental and incidental expenses unless otherwise approved by majority vote			
Part E	Profit Subject to Division by Schools (Part C minus Part D)			\$8285.30

LIST BELOW INDIVIDUAL AMOUNTS FOR DISTRICT TOURNAMENT NET PROFITS FROM PART E ABOVE, NOT INCLUDING TRAVEL EXPENSES

School	Amount	School	Amount
Boyle Co. High school	1657.06	Lincoln Co. High School	1657.06
Danville High school	1657.06		
Garrard Co High school	1657.06		
KSD	1657.06		

PAID ATTENDANCE BY SESSIONS (Tickets Sold NOT money received)

BOYS		GIRLS		COMBINED	
Session	Paid	Session	Paid	Session	Paid
1	44	7	484		
2	117	8	358		
3	94				
4	88				
5	757				
6	1069				
7					
Total	2169	Total	842	Total	

**** NOTE ** IF ANY OTHER PLAN FOR THE DIVISION OF TOURNAMENT RECEIPTS IS USED, A MAJORITY VOTE OF THE PARTICIPATING SCHOOLS MUST BE OBTAINED, DOCUMENTED, AND SENT TO THE KHSAA.**

Steve Ralston
MANAGER
[Signature]

Lincoln Co. High School
SCHOOL

406-365-9111
DAYTIME PHONE

District Tournament itemized expenses

Security \$400.00

Gateworkers \$650.00 (includes KSA)

Hospitality Food \$750.00

Clean-up - \$500.00

Parking - \$150.00

MANAGER - \$350.00 (includes KSA)

Bookkeeper \$100.00

P.A. Official \$210.00

Book

\$3110.00



KHSAA District Basketball Tournament Financial Report
 (return one copy to KHSAA by published deadlines. File separate reports if Girls and Boys
 Tournaments are held separately)

KHSAA Form BK105
Rev 01/06

District # 46 Boys Girls x Combined Held at West Jessamine High Dates 2-26 to 29

Part A	REVENUE ITEMS	Price(s)	Receipts	Totals
	Ticket Sales	\$5	8165	
	Broadcasting		0	
	Sponsorship		0	
	TOTAL REVENUE (1)			8165
Part B	EXPENSE ITEMS		Expenses	
	Game Officials		1086	
	Trophies		205	
	Travel for Participating Teams		0	
	Other Itemized Expenses approved by majority vote of schools in tournament (provide separate listing or list on back of this form)		1870	
	TOTAL EXPENSES (2)			3161
Part C	Net Profit (Part A (1) minus Part B (2) total)			5004
Part D	Allowance to Host School - Maximum 15% for rental and incidental expenses unless otherwise approved by majority vote		750.60	
Part E	Profit Subject to Division by Schools (Part C minus Part D)			4253.40

LIST BELOW INDIVIDUAL AMOUNTS FOR DISTRICT TOURNAMENT NET PROFITS FROM PART E ABOVE, NOT INCLUDING TRAVEL EXPENSES

School	Amount	School	Amount
West Jessamine High	945.20		
East Jessamine High	945.20		
Mercer County High	945.20		
Burgin High	1417.80		

PAID ATTENDANCE BY SESSIONS (Tickets Sold NOT money received)

BOYS		GIRLS		COMBINED	
Session	Paid	Session	Paid	Session	Paid
1	478		267		
2	695		193		
3					
4					
5					
6					
7					
Total	1173	Total	460	Total	

**** NOTE ** IF ANY OTHER PLAN FOR THE DIVISION OF TOURNAMENT RECEIPTS IS USED, A MAJORITY VOTE OF THE PARTICIPATING SCHOOLS MUST BE OBTAINED, DOCUMENTED, AND SENT TO THE KHSAA.**

Marci Smith *Marci Smith* West Jessamine High
 MANAGER SCHOOL

(859)887-2421
 DAYTIME PHONE



KHSAA District Basketball Tournament Financial Report
*(return one copy to KHSAA by published deadlines. File separate reports if Girls and Boys
Tournaments are held separately)*

KHSAA Form BK105
Rev 01/06

Part B: Other Itemized Expenses approved by majority vote of schools in tournament (provide separate listing or list on back of this form):

1. Gateworkers:	\$110
2. Security:	\$1280
3. Clockkeepers:	\$60
4. Bookkeepers:	\$60
5. Announcer:	\$60
6. Athletic Trainer:	\$150
7. Manager:	\$150
Total:	\$1870



KHSAA District Basketball Tournament Financial Report
 (return one copy to KHSAA by published deadlines. File separate reports if Girls and Boys
 Tournaments are held separately)

KHSAA Form BK106
Rev 01/06

District # 47 Boys Girls Combined X Held at Rockcastle Co. H.S. Dates 2/25-29

Part A	REVENUE ITEMS	Price(s)	Receipts	Totals
	Ticket Sales	\$5.00	\$14,159.00	
	Broadcasting			
	Sponsorship			
	TOTAL REVENUE (1)			\$14,159.00
Part B	EXPENSE ITEMS		Expenses	
	Game Officials		\$1,122.00	
	Trophies		\$130.70	
	Travel for Participating Teams			
	Other Itemized Expenses approved by majority vote of schools in tournament (provide separate listing or list on back of this form)		\$2,120.20	
	TOTAL EXPENSES (2)			\$3,372.90
Part C	Net Profit (Part A (1) minus Part B (2) total)			\$10,786.10
Part D	Allowance to Host School - Maximum 15% for rental and incidental expenses unless otherwise approved by majority vote			
Part E	Profit Subject to Division by Schools (Part C minus Part D)			\$10,786.10

LIST BELOW INDIVIDUAL AMOUNTS FOR DISTRICT TOURNAMENT NET PROFITS FROM PART E ABOVE, NOT INCLUDING TRAVEL EXPENSES

School	Amount	School	Amount
Rockcastle County H.S.	\$10,786.10		

PAID ATTENDANCE BY SESSIONS (Tickets Sold NOT money received)

BOYS		GIRLS		COMBINED	
Session	Paid	Session	Paid	Session	Paid
1				1	625
2				2	444
3				3	304
4				4	664
5				5	795
6					
7					
Total		Total		Total	2,832

**** NOTE ** IF ANY OTHER PLAN FOR THE DIVISION OF TOURNAMENT RECEIPTS IS USED, A MAJORITY VOTE OF THE PARTICIPATING SCHOOLS MUST BE OBTAINED, DOCUMENTED, AND SENT TO THE KHSAA.**

Barry Noble
MANAGER

Rockcastle County H.S.
SCHOOL

(606)256-4816
DAYTIME PHONE



KHSAA District Basketball Tournament Financial Report
 (return one copy to KHSAA by published deadlines. File separate reports if Girls and Boys Tournaments are held separately)

KHSAA Form BK105
 Rev 01/06

District # 48 Boys _____ Girls _____ Combined X Held at McCreary Central Dates 2-25 thru March 1st

Part A	REVENUE ITEMS	Price(s)	Receipts	Totals
	Ticket Sales	\$5.00	10,760.00	
	Broadcasting			
	Sponsorship			
	TOTAL REVENUE (1)			10,760.00
Part B	EXPENSE ITEMS		Expenses	
	Game Officials		1345.00	
	Trophies		130.70	
	Travel for Participating Teams		150.00	
	Other Itemized Expenses approved in advance by majority vote of schools in tournament (provide separate listing or list on back of this form)		32.05	
TOTAL EXPENSES (2)		300.00	1977.70	
Part C	Net Profit (Part A (1) minus Part B (2) total)			
Part D	Allowance to Host School - Maximum 15% for rental and incidental expenses unless otherwise approved by majority vote			
Part E	Profit Subject to Division by Schools (Part C minus Part D)			8782.30

LIST BELOW INDIVIDUAL AMOUNTS FOR DISTRICT TOURNAMENT NET PROFITS FROM PART E ABOVE, NOT INCLUDING TRAVEL EXPENSES

School	Amount	School	Amount

PAID ATTENDANCE BY SESSIONS (Tickets Sold NOT money received)

BOYS		GIRLS		COMBINED	
Session	Paid	Session	Paid	Session	Paid
1					
2					
3					
4					
5					
6					
7					
Total		Total		Total	

**** NOTE ** IF ANY OTHER PLAN FOR THE DIVISION OF TOURNAMENT RECEIPTS IS USED, A MAJORITY VOTE OF THE PARTICIPATING SCHOOLS MUST BE OBTAINED, DOCUMENTED, AND SENT TO THE KHSAA.**

Robert Jones
 MANAGER

McCreary Central
 SCHOOL

606-376-5051
 DAYTIME PHONE



KHSAA District Basketball Tournament Financial Report
 (return one copy to KHSAA by published deadlines. File separate reports if Girls and Boys
 Tournaments are held separately)

KHSAA Form BK105
Rev 01/06

District # 49 Boys Girls Combined x Held at North Laurel High School Dates 2.25-3.1

Part A	REVENUE ITEMS	Price(s)	Receipts	Totals
	Ticket Sales	5.00	\$22,285.00	
	Broadcasting			
	Sponsorship			
	TOTAL REVENUE (1)			22,285.00
Part B	EXPENSE ITEMS		Expenses	
	Game Officials		\$1755.00	
	Trophies		\$286.13	
	Travel for Participating Teams			
	Other Itemized Expenses approved by majority vote of schools in tournament (provide separate listing or list on back of this form) <i>class: food to level workers / bus</i>		\$6414.25	
TOTAL EXPENSES (2)			\$8455.38	
Part C	Net Profit (Part A (1) minus Part B (2) total)			\$13,829.62
Part D	Allowance to Host School - Maximum 15% for rental and incidental expenses unless otherwise approved by majority vote		\$13,829.62	
Part E	Profit Subject to Division by Schools (Part C minus Part D)			\$0.00

LIST BELOW INDIVIDUAL AMOUNTS FOR DISTRICT TOURNAMENT NET PROFITS FROM PART E ABOVE, NOT INCLUDING TRAVEL EXPENSES

School	Amount	School	Amount

PAID ATTENDANCE BY SESSIONS (Tickets Sold NOT money received)

BOYS		GIRLS		COMBINED	
Session	Paid	Session	Paid	Session	Paid
1				1	1436
2				2	457
3				3	438
4		4	333		
5	1793				
6					
7					
Total	1793	Total	333	Total	2331

**** NOTE ** IF ANY OTHER PLAN FOR THE DIVISION OF TOURNAMENT RECEIPTS IS USED, A MAJORITY VOTE OF THE PARTICIPATING SCHOOLS MUST BE OBTAINED, DOCUMENTED, AND SENT TO THE KHSAA.**

[Signature]
MANAGER

North Laurel H.S.
SCHOOL

862-4699
DAYTIME PHONE



KHSAA District Basketball Tournament Financial Report
 (return one copy to KHSAA by published deadlines. File separate reports if Girls and Boys
 Tournaments are held separately)

KHSAA Form BK105
 Rev 01/08

District # 50th Boys ___ Girls ___ Combined X Held at Whitley Co. High Dates March 25, 26, 28, 2008

Part A	REVENUE ITEMS	Price(s)	Receipts	Totals
	Ticket Sales	3.00	1097.00	
	Broadcasting	5.00	1600.00	
	Sponsorship		—	
	TOTAL REVENUE (1)			17097.00

Part B	EXPENSE ITEMS	Expenses
	Game Officials	1296.00
	Trophies	852.65
	Travel for Participating Teams	—
	Other Itemized Expenses approved by majority vote of schools in tournament (provide separate listing or list on back of this form)	
	TOTAL EXPENSES (2)	2148.65

Part C	Net Profit (Part A (1) minus Part B (2) total)		14,948.35
--------	--	--	------------------

Part D	Allowance to Host School - Maximum 15% for rental and incidental expenses unless otherwise approved by majority vote	NONE
--------	--	-------------

Part E	Profit Subject to Division by Schools (Part C minus Part D)	NONE
--------	---	-------------

LIST BELOW INDIVIDUAL AMOUNTS FOR DISTRICT TOURNAMENT NET PROFITS FROM PART E ABOVE, NOT INCLUDING TRAVEL EXPENSES

School	Amount	School	Amount
NONE			

PAID ATTENDANCE BY SESSIONS (Tickets Sold NOT money received)

BOYS		GIRLS		COMBINED	
Session	Paid	Session	Paid	Session	Paid
1					6492.00
2					2854.00
3					4136.00
4					3615.00
5					
6					
7					
Total		Total		Total	17097.00

**** NOTE ** IF ANY OTHER PLAN FOR THE DIVISION OF TOURNAMENT RECEIPTS IS USED, A MAJORITY VOTE OF THE PARTICIPATING SCHOOLS MUST BE OBTAINED, DOCUMENTED, AND SENT TO THE KHSAA.**

Robert Taylor Whitley Co. High 606-549-7025
 MANAGER SCHOOL DAYTIME PHONE



KHSAA District Basketball Tournament Financial Report
 (return one copy to KHSAA by published deadlines. File separate reports if Girls and Boys Tournaments are held separately)

KHSAA Form BK105
 Rev 01/06

District # 51 Boys Girls Combined x Held at Lynn Camp High School Dates Feb. 25-29 2008

Part A	REVENUE ITEMS	Price(s)	Receipts	Totals
	Ticket Sales	5.00-6.00	15,900.00	
	Broadcasting		-0-	
	Sponsorship		2,000.00	
	TOTAL REVENUE (1)			17,900.00
Part B	EXPENSE ITEMS		Expenses	
	Game Officials		1,224.00	
	Trophies		740.70	
	Travel for Participating Teams		-0-	
	Other Itemized Expenses approved by majority vote of schools in tournament (provide separate listing or list on back of this form)		3,034.09 see back of page.	
	TOTAL EXPENSES (2)			4,998.79
Part C	Net Profit (Part A (1) minus Part B (2) total)			13,135.91
Part D	Allowance to Host School - Maximum 15% for rental and incidental expenses unless otherwise approved by majority vote		N/A	
Part E	Profit Subject to Division by Schools (Part C minus Part D)			N/A

LIST BELOW INDIVIDUAL AMOUNTS FOR DISTRICT TOURNAMENT NET PROFITS FROM PART E ABOVE, NOT INCLUDING TRAVEL EXPENSES

School	Amount	School	Amount
N/A			
N/A			
N/A			
* SEE BOTTOM OF PAGE			

PAID ATTENDANCE BY SESSIONS (Tickets Sold NOT money received)

BOYS		GIRLS		COMBINED	
Session	Paid	Session	Paid	Session	Paid
1	4,829.00	2 games			
2	2,984.00	1 game			
3	2,511.00	1 game			
4	2,212.00	g/champ.			
5	3,364.00	b/champ.			
6					
7					
Total		Total		Total	

**** NOTE ** IF ANY OTHER PLAN FOR THE DIVISION OF TOURNAMENT RECEIPTS IS USED, A MAJORITY VOTE OF THE PARTICIPATING SCHOOLS MUST BE OBTAINED, DOCUMENTED, AND SENT TO THE KHSAA.**

Daniel Green (Athletic Dir.)
 MANAGER

Lynn Camp High School
 SCHOOL

(606)528-5429
 DAYTIME PHONE

* Our district does not share profits each year. Host keeps entire amount.

Lenny Mills
 Principal

Nets	- 12.00
Basket balls X2	- 69.98
Tickets Printed	- 100.00
Parking	- 500.00
Cheer Judges	- 286.00 w/travel
Hospitality	- 2,066.11
	<hr/>
#	3,034.09



KHSAA District Basketball Tournament Financial Report
 (return one copy to KHSAA by published deadlines. File separate reports if Girls and Boys Tournaments are held separately)

KHSAA Form BK105
 Rev 01/06

District # 52 Boys Girls Combined Held at Cumberland H.S. Dates 2/25, 27, 29/08

Part A	REVENUE ITEMS	Price(s)	Receipts	Totals
	Ticket Sales		4419.00	
	Broadcasting			
	Sponsorship			
	TOTAL REVENUE (1)			4419.00
Part B	EXPENSE ITEMS		Expenses	
	Game Officials		1110.00	
	Trophies		298.47	
	Travel for Participating Teams			
	Other Itemized Expenses approved in advance by majority vote of schools in tournament (provide separate listing or list on back of this form)		700.00	
	TOTAL EXPENSES (2)			2108.47
Part C	Net Profit (Part A (1) minus Part B (2) total)			2310.53
Part D	Allowance to Host School - Maximum 15% for rental and incidental expenses unless otherwise approved by majority vote			
Part E	Profit Subject to Division by Schools (Part C minus Part D)			

LIST BELOW INDIVIDUAL AMOUNTS FOR DISTRICT TOURNAMENT NET PROFITS FROM PART E ABOVE, NOT INCLUDING TRAVEL EXPENSES

School	Amount	School	Amount

PAID ATTENDANCE BY SESSIONS (Tickets Sold NOT money received)

BOYS			GIRLS		COMBINED	
Session	Paid		Session	Paid	Session	Paid
1				342		
2				319		
3				340		
4						
5						
6						
7						
Total			Total	1001	Total	

**** NOTE ** IF ANY OTHER PLAN FOR THE DIVISION OF TOURNAMENT RECEIPTS IS USED, A MAJORITY VOTE OF THE PARTICIPATING SCHOOLS MUST BE OBTAINED, DOCUMENTED, AND SENT TO THE KHSAA.**

John Bond
 MANAGER

Cumberland H.S.
 SCHOOL

606 589 4625
 DAYTIME PHONE



KHSAA District Basketball Tournament Financial Report
 (return one copy to KHSAA by published deadlines. File separate reports if Girls and Boys
 Tournaments are held separately)

KHSAA Form BK105
Rev 01/06

District # 52 Boys Girls Combined Held at James A. Cawood High Dates 3-4-08

Part A	REVENUE ITEMS	Price(s)	Receipts	Totals
	Ticket Sales		12,040.15	
	Broadcasting		0.00	
	Sponsorship / <u>First State Finance</u>		600.00	
	TOTAL REVENUE (1)			12,640.15
Part B	EXPENSE ITEMS		Expenses	
	Game Officials, <u>Security, Cheerleading Judges</u>		1,612.20	
	Trophies		230.56	
	Travel for Participating Teams		N/A	
	Other Itemized Expenses approved by majority vote of schools in tournament (provide separate listing or list on back of this form)		1,635.00	
	TOTAL EXPENSES (2)			3,477.76
Part C	Net Profit (Part A (1) minus Part B (2) total)			9,162.39
Part D	Allowance to Host School - Maximum 15% for rental and incidental expenses unless otherwise approved by majority vote		Host school keeps all proceeds.	
Part E	Profit Subject to Division by Schools (Part C minus Part D)			N/A

LIST BELOW INDIVIDUAL AMOUNTS FOR DISTRICT TOURNAMENT NET PROFITS FROM PART E ABOVE, NOT INCLUDING TRAVEL EXPENSES

School	Amount	School	Amount
Host school keeps all profits as voted on and agreed upon by all district principals.	N/A	N/A	N/A

PAID ATTENDANCE BY SESSIONS (Tickets Sold NOT money received)

BOYS		GIRLS		COMBINED	
Session	Paid	Session	Paid	Session	Paid
1	536	N/A	N/A	N/A	N/A
2	943	N/A	N/A	N/A	N/A
3	862	N/A	N/A	N/A	N/A
4		N/A	N/A	N/A	N/A
5		N/A	N/A	N/A	N/A
6		N/A	N/A	N/A	N/A
7		N/A	N/A	N/A	N/A
Total		Total	N/A	Total	N/A

**** NOTE ** IF ANY OTHER PLAN FOR THE DIVISION OF TOURNAMENT RECEIPTS IS USED, A MAJORITY VOTE OF THE PARTICIPATING SCHOOLS MUST BE OBTAINED, DOCUMENTED, AND SENT TO THE KHSAA.**

Eric Bowling
MANAGER

James A. Cawood High
SCHOOL

(606)573-5029 ext. 2304
DAYTIME PHONE



KHSAA District Basketball Tournament Financial Report
 (return one copy to KHSAA by published deadlines. File separate reports if Girls and Boys
 Tournaments are held separately)

KHSAA Form BK105
 Rev 01/06

District # 53 Boys Girls Combined x Held at Knott Co. Central Dates 2/25-3/1

Part A	REVENUE ITEMS	Price(s)	Receipts	Totals
	Ticket Sales	\$5.00	\$18,050.00	
	Broadcasting			
	Sponsorship			
	TOTAL REVENUE (1)			\$18,050.00
Part B	EXPENSE ITEMS		Expenses	
	Game Officials		\$1,650.00	
	Trophies		\$1,360.70	
	Travel for Participating Teams			
	Other Itemized Expenses approved by majority vote of schools in tournament (provide separate listing or list on back of this form)		\$1,060.00	
TOTAL EXPENSES (2)			\$4,070.70	
Part C	Net Profit (Part A (1) minus Part B (2) total)			\$13,979.30
Part D	Allowance to Host School - Maximum 15% for rental and incidental expenses unless otherwise approved by majority vote		\$2,096.90	
Part E	Profit Subject to Division by Schools (Part C minus Part D)			\$11,882.40

LIST BELOW INDIVIDUAL AMOUNTS FOR DISTRICT TOURNAMENT NET PROFITS FROM PART E ABOVE, NOT INCLUDING TRAVEL EXPENSES

School	Amount	School	Amount
Cordia	\$2,376.48	Knott Co. Central	\$2,376.48
Jenkins	\$2,376.48	Letcher Co. Central	\$2,376.48
June Buchanan	\$2,376.48		

PAID ATTENDANCE BY SESSIONS (Tickets Sold NOT money received)

BOYS			GIRLS			COMBINED		
Session	Paid		Session	Paid		Session	Paid	
1						1	546	
2						2	755	
3						3	783	
4						4	344	
5						5	1,204	
6								
7								
Total			Total			Total	3,610	

**** NOTE ** IF ANY OTHER PLAN FOR THE DIVISION OF TOURNAMENT RECEIPTS IS USED, A MAJORITY VOTE OF THE PARTICIPATING SCHOOLS MUST BE OBTAINED, DOCUMENTED, AND SENT TO THE KHSAA.**

Darlene Tellez
 MANAGER

June Buchanan
 SCHOOL

(606) 368-6108
 DAYTIME PHONE



KHSAA District Basketball Tournament Financial Report
 (return one copy to KHSAA by published deadlines. File separate reports if Girls and Boys
 Tournaments are held separately)

KHSAA Form BK105
Rev 01/06

District # 54 Boys _____ Girls _____ Combined x Held at John C. Combs Arena Dates 2-25, 26, 28+29

Part A	REVENUE ITEMS	Price(s)	Receipts	Totals
	Ticket Sales	5.00	14,710.00	
	Broadcasting		0	
	Sponsorship		0	
	TOTAL REVENUE (1)			14,710.00

Part B	EXPENSE ITEMS	Expenses	Totals
	Game Officials	1146.00	
	Trophies	652.50	
	Travel for Participating Teams	0	
	Other Itemized Expenses approved by majority vote of schools in tournament (provide separate listing or list on back of this form)	2641.54	
	TOTAL EXPENSES (2)		4440.04

Part C	Net Profit (Part A (1) minus Part B (2) total)		10,269.96
--------	--	--	------------------

Part D	Allowance to Host School - Maximum 15% for rental and incidental expenses unless otherwise approved by majority vote	1540.49	
--------	--	---------	--

Part E	Profit Subject to Division by Schools (Part C minus Part D)		8729.47
--------	---	--	----------------

LIST BELOW INDIVIDUAL AMOUNTS FOR DISTRICT TOURNAMENT NET PROFITS FROM PART E ABOVE, NOT INCLUDING TRAVEL EXPENSES

School	Amount	School	Amount
PCC GIRLS	1454.91	PCC BOYS	1454.91
LESLIE GIRLS	1454.91	HAZARD BOYS	1454.91
BUCKHORN GIRLS	727.45	BUCKHORN BOYS	727.45
HAZARD GIRLS	727.45	LESLIE BOYS	727.45

PAID ATTENDANCE BY SESSIONS (Tickets Sold NOT money received)

BOYS		GIRLS		COMBINED	
Session	Paid	Session	Paid	Session	Paid
1				1	507
2				2	318
3				3	964
4				4	1153
5					
6					
7					
Total		Total		Total	5942

**** NOTE ** IF ANY OTHER PLAN FOR THE DIVISION OF TOURNAMENT RECEIPTS IS USED, A MAJORITY VOTE OF THE PARTICIPATING SCHOOLS MUST BE OBTAINED, DOCUMENTED, AND SENT TO THE KHSAA.**

John C. Combs
 MANAGER
Estel Reese

PERRY CO CENTRAL
 SCHOOL

606-439-5888
 DAYTIME PHONE



KHSAA District Basketball Tournament Financial Report
(return one copy to KHSAA by published deadlines. File separate reports if Girls and Boys
Tournaments are held separately)

KHSAA Form BK105
Rev 01/06

EXPENSES:

TICKETS PRINTED:	\$191.54
SECURITY:	\$500.00
WORKERS:	\$950.00
(GATE,PA,BOOK,CLOCK)	
CLEAN UP:	\$1000.00
TOTAL:	\$2641.54



KHSAA District Basketball Tournament Financial Report
 (return one copy to KHSAA by published deadlines. File separate reports if Girls and Boys
 Tournaments are held separately.)

KHSAA Form BK105
 Rev 01/06

District # 55 Boys ___ Girls ___ Combined Held at Fairce O. Woods Coliseum dates Feb. 25, 26, 28, 29 - 2008

Part A	REVENUE ITEMS			Price(s)	Receipts	Totals
	Ticket Sales			4.00	11528.00	
	Broadcasting					
	Sponsorship					
	TOTAL REVENUE (1)					11528.00
Part B	EXPENSE ITEMS			Expenses		
	Game Officials				1386.00	
	Trophies				610.70	
	Travel for Participating Teams					
	Other Itemized Expenses approved in advance by majority vote of schools in tournament (provide separate listing or list on back of this form)				300.00 400.00 (See back)	
	TOTAL EXPENSES (2)					2798.28
Part C	Net Profit (Part A (1) minus Part B (2) total)					8729.72
Part D	Allowance to Host School - Maximum 15% for rental and incidental expenses unless otherwise approved by majority vote				1309.46	
Part E	Profit Subject to Division by Schools (Part C minus Part D)					7420.26

LIST BELOW INDIVIDUAL AMOUNTS FOR DISTRICT TOURNAMENT NET PROFITS FROM PART E ABOVE, NOT INCLUDING TRAVEL EXPENSES

School	Amount	School	Amount
Breathitt Co. High School	1855.07		
Jackson High School	1855.07		
Riverside Christian	1855.07		
Wolfe Co. High School	1855.07		

PAID ATTENDANCE BY SESSIONS (Tickets Sold NOT money received)

Session	BOYS		GIRLS		COMBINED	
	Paid		Paid		Paid	
1						
2						
3						
4						
5						
6						
7						
Total			Total		Total	

**** NOTE ** IF ANY OTHER PLAN FOR THE DIVISION OF TOURNAMENT RECEIPTS IS USED, A MAJORITY VOTE OF THE PARTICIPATING SCHOOLS MUST BE OBTAINED, DOCUMENTED, AND SENT TO THE KHSAA.**

Paul Weaver
 MANAGER

Riverside Christian School
 SCHOOL

606-666-2359
 DAYTIME PHONE

Part B:	Cleaning	300.00
	hospitality room	400.00
	Lowe's - basketballs & nets	101.58
		-



KHSAA District Basketball Tournament Financial Report
 (return one copy to KHSAA by published deadlines. File separate reports if Girls and Boys Tournaments are held separately)

KHSAA Form BK105
 Rev 01/06

District # 56 Boys Girls Combined Held at Powell Co. H.S. Dates Feb. 25, 26, 28 + 29

Part A	REVENUE ITEMS	Price(s)	Receipts	Totals
	Ticket Sales	<u>\$5.03</u>	<u>\$ 15,844</u>	
	Broadcasting		<u>\$ 300</u>	
	Sponsorship		<u>-</u>	
	TOTAL REVENUE (1)			<u>\$ 16,144</u>
Part B	EXPENSE ITEMS		Expenses	
	Game Officials			
	Trophies		<u>See Attachment</u>	
	Travel for Participating Teams			
	Other Itemized Expenses approved by majority vote of schools in tournament (provide separate listing or list on back of this form)			
	TOTAL EXPENSES (2)			<u>\$ 5,931</u>
Part C	Net Profit (Part A (1) minus Part B (2) total)			<u>\$ 10,213</u>
Part D	Allowance to Host School - Maximum 15% for rental and incidental expenses unless otherwise approved by majority vote		<u>\$ 1531.95</u>	
Part E	Profit Subject to Division by Schools (Part C minus Part D)			<u>\$ 861.05</u>

LIST BELOW INDIVIDUAL AMOUNTS FOR DISTRICT TOURNAMENT NET PROFITS FROM PART E ABOVE, NOT INCLUDING TRAVEL EXPENSES

School	Amount	School	Amount
<u>Powell Co. H.S.</u>	<u>\$ 2170.26</u>		
<u>Estell Co. H.S.</u>	<u>\$ 2170.26</u>		
<u>Owsley Co. H.S.</u>	<u>\$ 2170.26</u>		
<u>Lee Co. H.S.</u>	<u>\$ 2170.26</u>		

PAID ATTENDANCE BY SESSIONS (Tickets Sold NOT money received)

BOYS			GIRLS			COMBINED		
Session	Paid		Session	Paid		Session	Paid	
1								
2								
3								
4								
5								
6								
7								
Total			Total			Total		

**** NOTE ** IF ANY OTHER PLAN FOR THE DIVISION OF TOURNAMENT RECEIPTS IS USED, A MAJORITY VOTE OF THE PARTICIPATING SCHOOLS MUST BE OBTAINED, DOCUMENTED, AND SENT TO THE KHSAA.**

[Signature]
 MANAGER

Powell Co. H.S.
 SCHOOL

606-663-3312
 DAYTIME PHONE

**56th District Basketball Tournament
2008
Host: Powell County**

Financial Report

Receipts:

Gate: 1 st session	\$3867
2 nd session	\$4320
3 rd session	\$2772
4 th session	\$4885
Radio	\$100
	\$100
	\$100

Total Receipts **\$16,144**

Expenditures:

Officials	\$1725
Trophies	\$848
Dist. Meeting	\$625
Parking	\$250
Gate Workers	\$600
Clean Up	\$500
Printers	\$139
Cheer Judges	\$114
Security	\$240
Assist. Director	\$120
Score Keeper	\$90
Clock	\$90
PA	\$90
Hospitality Room	\$500

Total Expenditures **\$5931**

Total Net Profit for Tournament \$10,213

Host School 15%	\$1531.95
Total to be divided by district schools	\$8681.05
Shares to each school	\$2170.26



KHSAA District Basketball Tournament Financial Report
 (return one copy to KHSAA by published deadlines. File separate reports if Girls and Boys
 Tournaments are held separately)

KHSAA Form BK105
Rev 01/06

District # 57 Boys Girls Combined x Held at Magoffin Co High School Dates 2/25-
2/29/08

Part A	REVENUE ITEMS	Price(s)	Receipts	Totals
	Ticket Sales	\$6.00 & \$5.00	\$21,720.00	
	Broadcasting			
	Sponsorship		\$5,000.00	
	TOTAL REVENUE (1)			\$26,720.00
Part B	EXPENSE ITEMS		Expenses	
	Game Officials		\$1,587.60	
	Trophies		\$873.00	
	Travel for Participating Teams			
	Other Itemized Expenses approved by majority vote of schools in tournament (provide separate listing or list on back of this form)		\$2,688.60	
	TOTAL EXPENSES (2)			\$5,149.90
Part C	Net Profit (Part A (1) minus Part B (2) total)			\$21,570.00
Part D	Allowance to Host School - Maximum 15% for rental and incidental expenses unless otherwise approved by majority vote		\$3,235.51	
Part E	Profit Subject to Division by Schools (Part C minus Part D)			\$18,334.59

LIST BELOW INDIVIDUAL AMOUNTS FOR DISTRICT TOURNAMENT NET PROFITS FROM PART E ABOVE, NOT INCLUDING TRAVEL EXPENSES

School	Amount	School	Amount
Johnson Central	\$3,666.92	Sheldon Clark	\$3,666.92
Lawrence Co.	\$3,666.92	Magoffin Co.	\$3,666.91
Paintsville	\$3,666.92		

PAID ATTENDANCE BY SESSIONS (Tickets Sold NOT money received)

BOYS			GIRLS			COMBINED		
Session	Paid		Session	Paid		Session	Paid	
1						1	665	
2						2	942	
3						3	793	
4						4	504	
5						5	1091	
6								
7								
Total			Total			Total	3995	

**** NOTE ** IF ANY OTHER PLAN FOR THE DIVISION OF TOURNAMENT RECEIPTS IS USED, A MAJORITY VOTE OF THE PARTICIPATING SCHOOLS MUST BE OBTAINED, DOCUMENTED, AND SENT TO THE KHSAA.**

Jerry Skaggs
MANAGER

Magoffin Co. High School
SCHOOL

(606) 349-2011
DAYTIME PHONE

57th District Tournament - 2008

Expenses

Parking & Traffic	\$1,200.00
Shuttle Service	\$600.00
Clock Keeper	\$100.00
Book Keeper	\$100.00
P.A. Announcer	\$100.00
KAPOS	\$588.60

\$2,688.60



KHSAA District Basketball Tournament Financial Report
 (return one copy to KHSAA by published deadlines. File separate reports if Girls and Boys
 Tournaments are held separately)

KHSAA Form BK105
Rev 01/06

District # **58^h** Boys _____ Girls _____ Combined **X** Held at **Allen Central High School** Dates **26 - 29 FEB 08**

Part A	REVENUE ITEMS	Price(s)	Receipts	Totals
	Ticket Sales	\$4 and \$5	\$10,016.91	
	Broadcasting		N/A	
	Sponsorship		\$1,250.00	
	TOTAL REVENUE (1)			\$11,266.91
Part B	EXPENSE ITEMS		Expenses	
	Game Officials		\$1,376.00	
	Trophies		\$1,575.15	
	Travel for Participating Teams		N/A	
	Other Itemized Expenses approved by majority vote of schools in tournament (provide separate listing or list on back of this form)		\$1,543.48	
	TOTAL EXPENSES (2)			\$4,494.63
Part C	Net Profit (Part A (1) minus Part B (2) total)			\$6,772.28
Part D	Allowance to Host School - Maximum 15% for rental and incidental expenses unless otherwise approved by majority vote		\$1,015.84	
Part E	Profit Subject to Division by Schools (Part C minus Part D)			\$5,756.44

LIST BELOW INDIVIDUAL AMOUNTS FOR DISTRICT TOURNAMENT NET PROFITS FROM PART E ABOVE, NOT INCLUDING TRAVEL EXPENSES

School	Amount	School	Amount
Allen Central	\$1,439.11		
Betsy Layne	\$1,439.11		
Prestonsburg	\$1,439.11		
South Floyd	\$1,439.11		

PAID ATTENDANCE BY SESSIONS (Tickets Sold NOT money received)

BOYS			GIRLS			COMBINED		
Session	Paid		Session	Paid		Session	Paid	
1						1	649	
2						2	584	
3						3	264	
4						4	760	
5								
6								
7								
Total			Total			Total	2,257	

**** NOTE ** IF ANY OTHER PLAN FOR THE DIVISION OF TOURNAMENT RECEIPTS IS USED, A MAJORITY VOTE OF THE PARTICIPATING SCHOOLS MUST BE OBTAINED, DOCUMENTED, AND SENT TO THE KHSAA.**

LTC(R) Larry D. Maynard
MANAGER

Allen Central High School
SCHOOL

(606) 358-5305/9543
DAYTIME PHONE



KHSAA District Basketball Tournament Financial Report
 (return one copy to KHSAA by published deadlines. File separate reports if Girls and Boys
 Tournaments are held separately)

KHSAA Form BK105
 Rev 01/06

District # 59TH Boys Girls Combined Held at SHELBY VALLEY HIGH SCHOOL Dates 2-26 & 2-28-08

Part A	REVENUE ITEMS	Price(s)	Receipts	Totals
	Ticket Sales		\$12,610.01	
	Broadcasting		.00	
	Sponsorship		10,000.00	
	TOTAL REVENUE (1)			\$22,610.01
Part B	EXPENSE ITEMS		Expenses	
	Game Officials		833.90	
	Trophies		2,067.13	
	Travel for Participating Teams		.00	
	Other Itemized Expenses approved in advance by majority vote of schools in tournament (provide separate listing or list on back of this form)		2,616.73	
	TOTAL EXPENSES (2)			5,517.76
Part C	Net Profit (Part A (1) minus Part B (2) total)			17,092.25
Part D	Allowance to Host School - Maximum 15% for rental and incidental expenses unless otherwise approved by majority vote			2,563.84
Part E	Profit Subject to Division by Schools (Part C minus Part D)			\$14,528.41

LIST BELOW INDIVIDUAL AMOUNTS FOR DISTRICT TOURNAMENT NET PROFITS FROM PART E ABOVE, NOT INCLUDING TRAVEL EXPENSES

School	Amount	School	Amount
EAST RIDGE HIGH SCHOOL	\$4,842.80		
PIKEVILLE HIGH SCHOOL	4,842.80		
SHELBY VALLEY HIGH SCHOOL	4,842.80		

PAID ATTENDANCE BY SESSIONS (Tickets Sold NOT money received)

BOYS		GIRLS		COMBINED	
Session	Paid	Session	Paid	Session	Paid
1	724	1	411	1	1,135
2	853	2	534	2	1,387
3					
4					
5					
6					
7					
Total	1,577	Total	945	Total	2,522

**** NOTE ** IF ANY OTHER PLAN FOR THE DIVISION OF TOURNAMENT RECEIPTS IS USED, A MAJORITY VOTE OF THE PARTICIPATING SCHOOLS MUST BE OBTAINED, DOCUMENTED, AND SENT TO THE KHSAA.**

Cornie Compton
 MANAGER

SHELBY VALLEY HIGH SCHOOL
 SCHOOL

(606)639-0033
 DAYTIME PHONE

CHEERLEADING JUDGES	\$379.20
DEPUTIES	570.00
TOURNAMENT MANAGER	300.00
SCORE KEEPER	60.00
BOOK KEEPER	60.00
CLOCK	60.00
ANNOUNCER	60.00
TICKETS PRINTED	209.00
FIRE DEPARTMENT	200.00
BASKETBALLS	117.56
TAPES	30.97
CUSTODIANS	300.00
WORKERS	270.00
	<hr/>
	\$2,616.73



KHSAA Regional Basketball Tournament Financial Report
(return one copy to KHSAA by published deadlines. File separate reports if Girls and Boys
Tournaments are held separately)

District 60

REGION # 15 BOYS or GIRLS HELD AT Phelps High School DATES Feb. 26,28,29-08

Part A	REVENUE ITEMS	Price(s)	Receipts	Totals
	Ticket Sales	\$5 and \$6	\$6651	
	Broadcasting			
	Sponsorship (still waiting on food city sponsorship money \$1500)		\$10250	
	TOTAL REVENUE (1)			\$16901
Part B	EXPENSE ITEMS		Expenses	
	Game Officials		\$1170.60	
	Trophies		\$1847.03	
	Travel for Participating Teams			
	Other Itemized Expenses approved by majority vote of schools in tournament (provide separate listing or list on back of this form)		\$3181.04	
	TOTAL EXPENSES (2)			\$6178.67
Part C	Net Profit (Part A (1) minus Part B (2) total)			\$10722.33
Part D	Allowance to Host School - Maximum 15% for rental and incidental expenses unless otherwise approved by majority vote		\$1608.35	
Part E	Profit Subject to Division by Schools (Part C minus Part D)			\$9113.98

LIST BELOW INDIVIDUAL AMOUNTS FOR REGIONAL TOURNAMENT NET PROFITS FROM PART E ABOVE, NOT INCLUDING TRAVEL EXPENSES

School	Amount	School	Amount
		Belfry	2278.50
		Plarlet	2278.50
		Pike Central	2278.50
		Phelps	2278.48

PAID ATTENDANCE BY SESSIONS (Tickets Sold NOT money received)

BOYS		GIRLS		COMBINED	
Session	Paid	Session	Paid	Session	Paid
1				1	272
2				2	443
3				3	548
4					
5					
6					
7					
Total		Total		Total	1253

**** NOTE ** IF ANY OTHER PLAN FOR THE DIVISION OF TOURNAMENT RECEIPTS IS USED, A MAJORITY VOTE OF THE PARTICIPATING SCHOOLS MUST BE OBTAINED, DOCUMENTED, AND SENT TO THE KHSAA.**

Jason S. Johnson
MANAGER

Phelps High School
SCHOOL

(606) 456-3482
DAYTIME PHONE

Other Itemized Expenses 60th District

1. Official Bookkeeper	\$111.44
2. P.A. Announcer	\$ 90.00
3. Clock	\$90.00
4. Clean-up	\$371.48
5. Parking	\$300.00
6. Law Enforcement	\$300.00
7. Ambulance	\$300.00
8. Cheer and Dance Judges	\$649.88
9. Tournament Manager	\$371.46
10. Tickets(Ink, paper, general admission)	\$456.78
11. Coaches Dues	\$120.00
Total	\$ 3161.04



KHSAA District Basketball Tournament Financial Report
 (return one copy to KHSAA by published deadlines. File separate reports if Girls and Boys
 Tournaments are held separately)

KHSAA Form BK105
Rev 01/06

District # 61 Boys Girls Combined x Held at Bath County

Dates 2/25-
2/29/08

Part A	REVENUE ITEMS	Price(s)	Receipts	Totals
	Ticket Sales	\$5.00	\$13,275	
	Broadcasting		0	
	Sponsorship		0	
	TOTAL REVENUE (1)			\$13,275
Part B	EXPENSE ITEMS		Expenses	
	Game Officials		\$1291.20	
	Trophies		\$599.13	
	Travel for Participating Teams		0	
	Other Itemized Expenses approved by majority vote of schools in tournament (provide separate listing or list on back of this form)		Manager \$150 Stats \$150 Workers \$210	
	TOTAL EXPENSES (2)			\$2400.33
Part C	Net Profit (Part A (1) minus Part B (2) total)			\$10,874.67
Part D	Allowance to Host School - Maximum 15% for rental and incidental expenses unless otherwise approved by majority vote		\$1631.20	
Part E	Profit Subject to Division by Schools (Part C minus Part D)			\$9243.47

LIST BELOW INDIVIDUAL AMOUNTS FOR DISTRICT TOURNAMENT NET PROFITS FROM PART E ABOVE, NOT INCLUDING TRAVEL EXPENSES

School	Amount	School	Amount
Bath County High School	\$2310.87	Menifee County High School	\$2310.87
Fleming County High School	\$2310.87	Rowan County High School	\$2310.87

PAID ATTENDANCE BY SESSIONS (Tickets Sold NOT money received)

BOYS			GIRLS			COMBINED		
Session	Paid		Session	Paid		Session	Paid	
1				473				
2	740							
3				511				
4	931							
5								
6								
7								
Total	1671		Total	984		Total		

**** NOTE ** IF ANY OTHER PLAN FOR THE DIVISION OF TOURNAMENT RECEIPTS IS USED, A MAJORITY VOTE OF THE PARTICIPATING SCHOOLS MUST BE OBTAINED, DOCUMENTED, AND SENT TO THE KHSAA.**

Jim Gay
MANAGER

Bath County High School
SCHOOL

(606)674-8165
DAYTIME PHONE



KHSAA District Basketball Tournament Financial Report
 (return one copy to KHSAA by published deadlines. File separate reports if Girls and Boys
 Tournaments are held separately)

KHSAA Form BK105
Rev 01/06

District # 62nd Boys Girls Combined Held at Elliot Co. High School Sandy Hook KY 40171 Dates February 25, 26, 27, 29-08

Part A	REVENUE ITEMS	Price(s)	Receipts	Totals
	Ticket Sales	75.3	*14,600.00	
	Broadcasting		—	
	Sponsorship		—	
	TOTAL REVENUE (1)			*14,600.00
Part B	EXPENSE ITEMS		Expenses	
	Game Officials		*1187.00	
	Trophies		*7099.70	
	Travel for Participating Teams		—	
	Other Itemized Expenses approved in advance by majority vote of schools in tournament (provide separate listing or list on back of this form)		*3585.41	
	TOTAL EXPENSES (2)			*5,784.31
Part C	Net Profit (Part A (1) minus Part B (2) total)			*8725.69
Part D	Allowance to Host School - Maximum 15% for rental and incidental expenses unless otherwise approved by majority vote		*1308.86	
Part E	Profit Subject to Division by Schools (Part C minus Part D)			*7416.83

LIST BELOW INDIVIDUAL AMOUNTS FOR DISTRICT TOURNAMENT NET PROFITS FROM PART E ABOVE, NOT INCLUDING TRAVEL EXPENSES

School	* Amount	School	* Amount
East Carter High School	1,854.21	West Carter High School	1,854.21
Morgan County High School	*1,854.21	Elliot County High School	*1,854.20

PAID ATTENDANCE BY SESSIONS (Tickets Sold NOT money received)

BOYS		GIRLS		COMBINED	
Session	Paid	Session	Paid	Session	Paid
1				1	575
2				2	747
3				3	436
4				4	1016
5					
6					
7					
Total		Total		Total	2774

**** NOTE ** IF ANY OTHER PLAN FOR THE DIVISION OF TOURNAMENT RECEIPTS IS USED, A MAJORITY VOTE OF THE PARTICIPATING SCHOOLS MUST BE OBTAINED, DOCUMENTED, AND SENT TO THE KHSAA.**

Larry J. Salyer Elliot County High (606) 738-8052
 MANAGER SCHOOL DAYTIME PHONE

Financial Report
62nd District Tournament
February 25th, 26th, 28th, 29th, 2008
Host: Elliott County High School

Gate Receipts		
Total Receipts		\$ 14,600.00
Tournament Expenses		
Officials/Plus Mileage		\$ 1,189.20
Trophies		\$ 1,099.70
District Lunch Meeting		\$ 525.44
Hospitality Room/Workers		\$ 769.97
Ticket Tellers		\$ 940.00
Basketball/Nets/Tickets		\$ 150.00
Security		\$ 200.00
PA Announcer		\$ 150.00
Parking		\$ 150.00
Tournament Manager		\$ 150.00
Official Timekeeper		\$ 250.00
Official Scorekeeper		\$ 150.00
DVD Filming		\$ 150.00
	Total Expenses	\$ 5,874.31
		\$ 8,725.69
Net Profit		\$ 1,308.86
15% Host School		\$ 7,416.83
Total Shares		
School Share		
Morgan County	\$ 1,854.21	
East Carter	\$ 1,854.21	
West Carter	\$ 1,854.21	
Elliott County	\$ 1,854.20	



KHSAA District Basketball Tournament Financial Report
 (return one copy to KHSAA by published deadlines. File separate reports if Girls and Boys
 Tournaments are held separately)

KHSAA Form BK105
Rev 01/06

District # 63 Boys Girls Combined **X** Held at Greenup Co. High School Dates Feb. 25, 26 & 29

Part A	REVENUE ITEMS	Price(s)	Receipts	Totals
	Ticket Sales	\$5.00	\$16,923.00	
	Broadcasting		\$225.00	
	Sponsorship		0	
	TOTAL REVENUE (1)			\$17,148.00
Part B	EXPENSE ITEMS		Expenses	
	Game Officials		\$1,228.80	
	Trophies		\$817.20	
	Travel for Participating Teams		0	
	Other Itemized Expenses approved by majority vote of schools in tournament (provide separate listing or list on back of this form)		\$2,053.00	
	TOTAL EXPENSES (2)			\$4,099.00
Part C	Net Profit (Part A (1) minus Part B (2) total)			\$13,049.00
Part D	Allowance to Host School - Maximum 15% for rental and incidental expenses unless otherwise approved by majority vote		\$1,957.35	
Part E	Profit Subject to Division by Schools (Part C minus Part D)			\$11,091.65

LIST BELOW INDIVIDUAL AMOUNTS FOR DISTRICT TOURNAMENT NET PROFITS FROM PART E ABOVE, NOT INCLUDING TRAVEL EXPENSES

School	Amount	School	Amount
Raceland H. S.	\$2,772.91		
Russell H. S.	\$2,772.91		
Lewis Co.	\$2,772.91		
Greenup Co.	\$2,772.91		

PAID ATTENDANCE BY SESSIONS (Tickets Sold NOT money received)

BOYS		GIRLS		COMBINED	
Session	Paid	Session	Paid	Session	Paid
1					964
2					823
3			355		
4	1,165				
5					
6					
7					
Total	1,165	Total	355	Total	1,787

**** NOTE ** IF ANY OTHER PLAN FOR THE DIVISION OF TOURNAMENT RECEIPTS IS USED, A MAJORITY VOTE OF THE PARTICIPATING SCHOOLS MUST BE OBTAINED, DOCUMENTED, AND SENT TO THE KHSAA.**

Chris T. Ailster
MANAGER

Greenup Co. High School
SCHOOL

606.473.9812
DAYTIME PHONE

2007-08 63rd District Tournament

Additional Expenses:

Timer	\$150.00
Scorer	\$150.00
Ticket Sellers	\$225.00
P.A.	\$150.00
Nets	\$18.00
Game Balls	\$70.00
Security	890.00
Manager	\$400.00

Total \$2,053.00



KHSAA District Basketball Tournament Financial Report
 (return one copy to KHSAA by published deadlines. File separate reports if Girls and Boys
 Tournaments are held separately)

KHSAA Form BK105
Rev 01/06

District # 64 Boys Girls Combined Held at Boyd Co. Middle School Dates Feb. 25-29, 2008

Part A	REVENUE ITEMS	Price(s)	Receipts	Totals
	Ticket Sales	\$ 5.00	\$ 16,595.00	
	Broadcasting		200.00	
	Sponsorship		250.00	
	TOTAL REVENUE (1)			\$ 17,045.00
Part B	EXPENSE ITEMS		Expenses	
	Game Officials		\$ 1,213.20	
	Trophies		347.52	
	Travel for Participating Teams			
	Other Itemized Expenses approved by majority vote of schools in tournament (provide separate listing or list on back of this form)		3,172.46	
	TOTAL EXPENSES (2)			\$ 4,733.18
Part C	Net Profit (Part A (1) minus Part B (2) total)			\$ 12,311.82
Part D	Allowance to Host School - Maximum 15% for rental and incidental expenses unless otherwise approved by majority vote		\$ 1,846.77	
Part E	Profit Subject to Division by Schools (Part C minus Part D)			\$ 10,465.05

LIST BELOW INDIVIDUAL AMOUNTS FOR DISTRICT TOURNAMENT NET PROFITS FROM PART E ABOVE, NOT INCLUDING TRAVEL EXPENSES

School	Amount	School	Amount
Ashland Blazer	\$ 2,616.26		
Boyd Co.	\$ 2,616.26		
Fairview	\$ 4,363.03		
Rose Hill Christian	\$ 2,616.26		

PAID ATTENDANCE BY SESSIONS (Tickets Sold NOT money received)

BOYS			GIRLS			COMBINED		
Session	Paid		Session	Paid		Session	Paid	
1				394				
2	872							
3	606							
4				431				
5	1,016							
6								
7								
Total	2,494		Total	825		Total		

**** NOTE ** IF ANY OTHER PLAN FOR THE DIVISION OF TOURNAMENT RECEIPTS IS USED, A MAJORITY VOTE OF THE PARTICIPATING SCHOOLS MUST BE OBTAINED, DOCUMENTED, AND SENT TO THE KHSAA.**

David R. Bays
MANAGER


Boyd Co. High School
SCHOOL

606-928-7101
DAYTIME PHONE

**64th District Basketball Tournament Financial Report
2008**

Itemized Personnel Expenses:

Tournament Manager-	\$400.00
Official Score Keeper-	\$120.00
Official Clock Operator-	\$0.00
Public Address Announcer-	\$120.00
Ticket Sellers/Takers-	\$375.00
Pass Gate-	\$150.00
Parking-	\$200.00
Security-	\$960.00
Custodial/Cleanup-	\$847.46
Total Expenses-	\$3,172.46



David R. Bayes
Tournament Manager
64th District Tournament